



Full wwPDB X-ray Structure Validation Report ⓘ

Jun 1, 2026 – 06:10 PM EDT

PDB ID : 9P08 / pdb_00009p08
Title : Structure of human Sec23a/Sec24a/Sec22b bound to ligand CPD13
Authors : Goldberg, J.
Deposited on : 2025-06-06
Resolution : 2.95 Å(reported)

This is a Full wwPDB X-ray Structure Validation Report for a publicly released PDB entry.

We welcome your comments at validation@mail.wwpdb.org

A user guide is available at

<https://www.wwpdb.org/validation/2017/XrayValidationReportHelp>

with specific help available everywhere you see the ⓘ symbol.

The types of validation reports are described at

<http://www.wwpdb.org/validation/2017/FAQs#types>.

The following versions of software and data (see [references ⓘ](#)) were used in the production of this report:

MolProbity : 4-5-2 with Phenix2.0
Mogul : 2022.3.0, CSD as543be (2022)
Xtriage (Phenix) : 2.0
EDS : 3.0
Buster-report : wwPDB partial adaption of 1.1.7 (2018)
Percentile statistics : 20250101.v01 (using entries in the PDB archive January 1st 2025)
CCP4 : 9.0.010 (Gargrove)
Density-Fitness : 1.0.12
Ideal geometry (proteins) : Engh & Huber (2001)
Ideal geometry (DNA, RNA) : Parkinson et al. (1996)
Validation Pipeline (wwPDB-VP) : 2.49

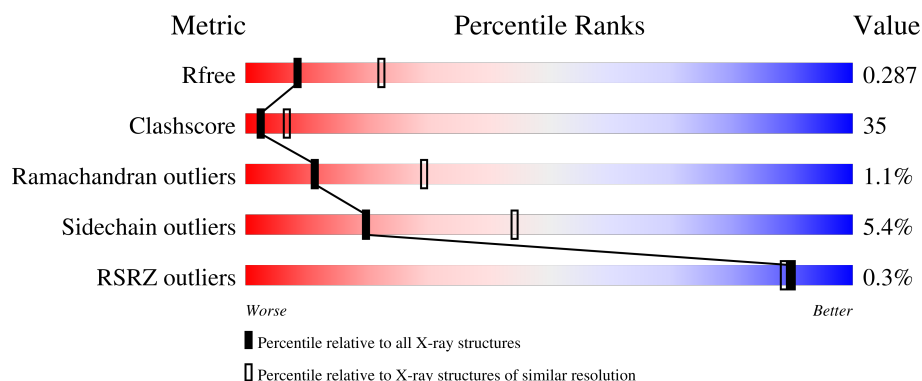
1 Overall quality at a glance

The following experimental techniques were used to determine the structure:

X-RAY DIFFRACTION

The reported resolution of this entry is 2.95 Å.

Percentile scores (ranging between 0-100) for global validation metrics of the entry are shown in the following graphic. The table shows the number of entries on which the scores are based.



Metric	Whole archive (#Entries)	Similar resolution (#Entries, resolution range(Å))
R_{free}	180053	1130 (2.98-2.94)
Clashscore	190562	1157 (2.98-2.94)
Ramachandran outliers	187476	1101 (2.98-2.94)
Sidechain outliers	187428	1101 (2.98-2.94)
RSRZ outliers	180081	1130 (2.98-2.94)

The table below summarises the geometric issues observed across the polymeric chains and their fit to the electron density. The red, orange, yellow and green segments of the lower bar indicate the fraction of residues that contain outliers for ≥ 3 , 2, 1 and 0 types of geometric quality criteria respectively. A grey segment represents the fraction of residues that are not modelled. The numeric value for each fraction is indicated below the corresponding segment, with a dot representing fractions $\leq 5\%$. The upper red bar (where present) indicates the fraction of residues that have poor fit to the electron density. The numeric value is given above the bar.

Mol	Chain	Length	Quality of chain
1	A	765	<div> <div style="width: 39%; background-color: green;"></div> <div style="width: 47%; background-color: yellow;"></div> <div style="width: 9%; background-color: orange;"></div> <div style="width: 5%; background-color: red;"></div> <div style="width: 0%; background-color: grey;"></div> </div>
2	B	748	<div> <div style="width: 49%; background-color: green;"></div> <div style="width: 45%; background-color: yellow;"></div> <div style="width: 5%; background-color: orange;"></div> <div style="width: 0%; background-color: red;"></div> <div style="width: 0%; background-color: grey;"></div> </div>
3	C	157	<div> <div style="width: 39%; background-color: green;"></div> <div style="width: 40%; background-color: yellow;"></div> <div style="width: 18%; background-color: orange;"></div> <div style="width: 3%; background-color: red;"></div> <div style="width: 0%; background-color: grey;"></div> </div>

2 Entry composition [i](#)

There are 6 unique types of molecules in this entry. The entry contains 12248 atoms, of which 0 are hydrogens and 0 are deuteriums.

In the tables below, the ZeroOcc column contains the number of atoms modelled with zero occupancy, the AltConf column contains the number of residues with at least one atom in alternate conformation and the Trace column contains the number of residues modelled with at most 2 atoms.

- Molecule 1 is a protein called Protein transport protein Sec23A.

Mol	Chain	Residues	Atoms					ZeroOcc	AltConf	Trace
1	A	693	Total	C	N	O	S	0	0	0
			5467	3492	931	1005	39			

- Molecule 2 is a protein called Protein transport protein Sec24A.

Mol	Chain	Residues	Atoms					ZeroOcc	AltConf	Trace
2	B	729	Total	C	N	O	S	0	0	0
			5721	3656	961	1070	34			

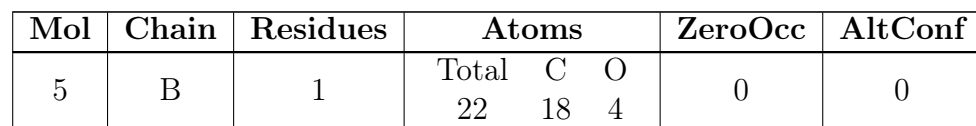
- Molecule 3 is a protein called Vesicle-trafficking protein SEC22b.

Mol	Chain	Residues	Atoms					ZeroOcc	AltConf	Trace
3	C	129	Total	C	N	O	S	0	0	0
			1026	664	164	192	6			

- Molecule 4 is ZINC ION (CCD ID: ZN) (formula: Zn).

Mol	Chain	Residues	Atoms		ZeroOcc	AltConf
4	A	1	Total	Zn	0	0
			1	1		
4	B	1	Total	Zn	0	0
			1	1		

- Molecule 5 is (2 {R},3 {R})-2-(cyclohexylmethyl)-3-phenyl-cyclopropane-1,1-dicarboxylic acid (CCD ID: A1EQC) (formula: C₁₈H₂₂O₄) (labeled as "Ligand of Interest" by depositor).

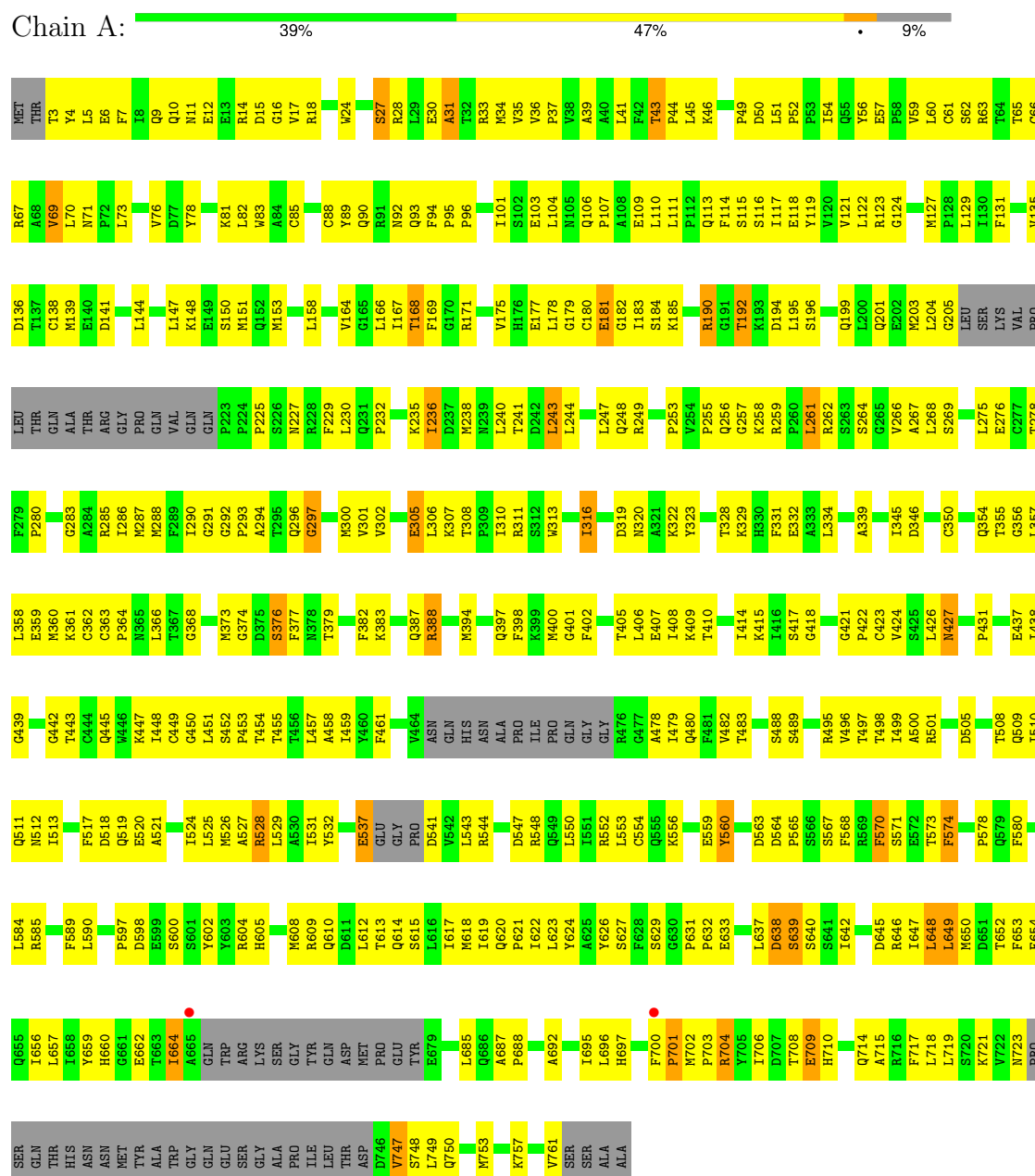


- | Mol | Chain | Residues | Atoms | ZeroOcc | AltConf |
|-----|-------|----------|----------------|---------|---------|
| 6 | A | 3 | Total O
3 3 | 0 | 0 |
| 6 | B | 6 | Total O
6 6 | 0 | 0 |
| 6 | C | 1 | Total O
1 1 | 0 | 0 |

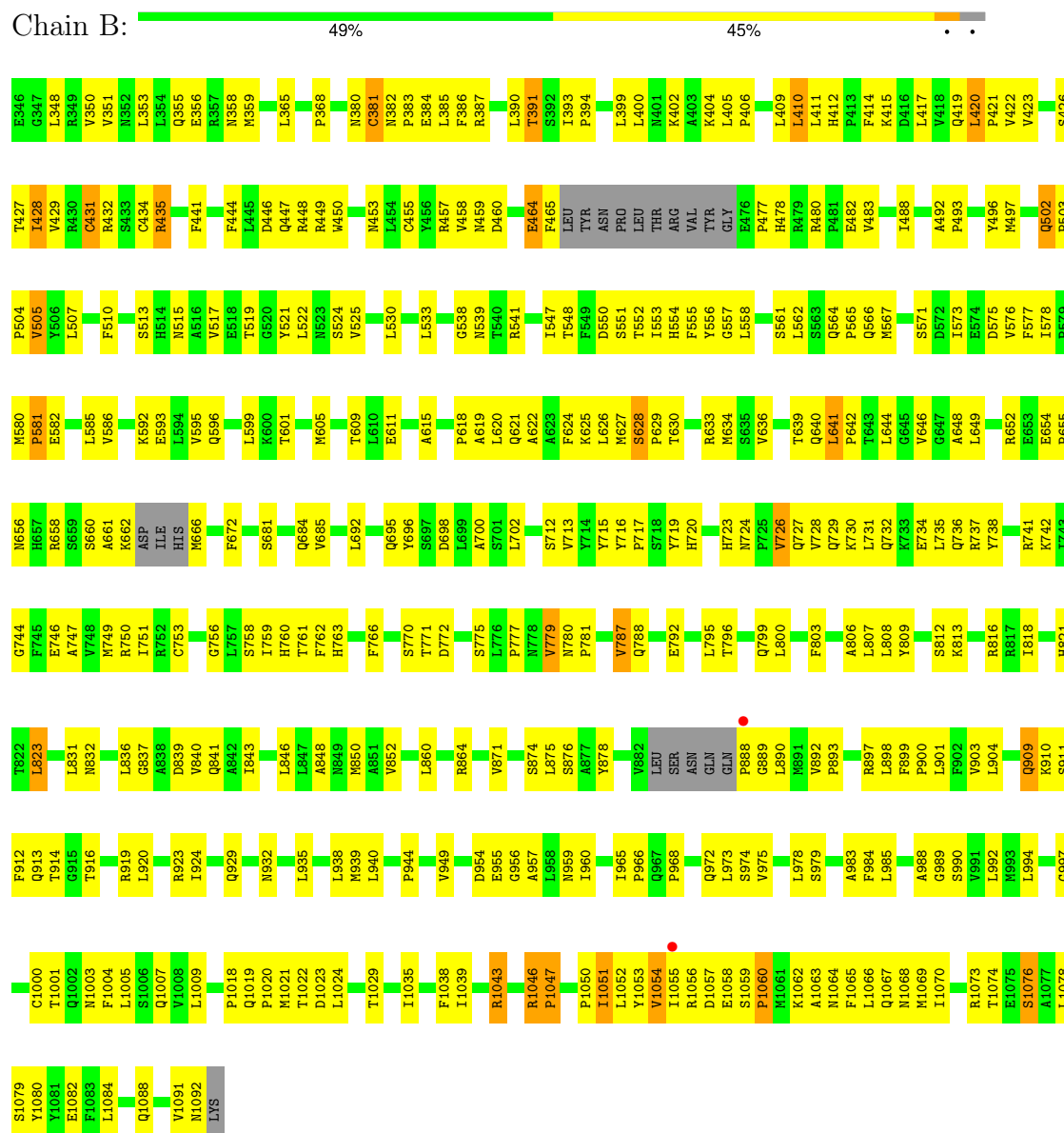
3 Residue-property plots

These plots are drawn for all protein, RNA, DNA and oligosaccharide chains in the entry. The first graphic for a chain summarises the proportions of the various outlier classes displayed in the second graphic. The second graphic shows the sequence view annotated by issues in geometry and electron density. Residues are color-coded according to the number of geometric quality criteria for which they contain at least one outlier: green = 0, yellow = 1, orange = 2 and red = 3 or more. A red dot above a residue indicates a poor fit to the electron density ($RSRZ > 2$). Stretches of 2 or more consecutive residues without any outlier are shown as a green connector. Residues present in the sample, but not in the model, are shown in grey.

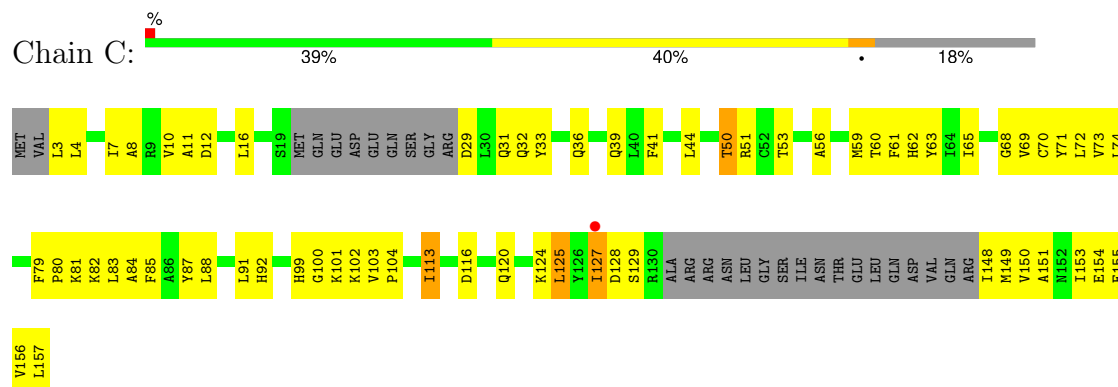
• Molecule 1: Protein transport protein Sec23A



• Molecule 2: Protein transport protein Sec24A



• Molecule 3: Vesicle-trafficking protein SEC22b



4 Data and refinement statistics

Property	Value	Source
Space group	C 1 2 1	Depositor
Cell constants a, b, c, α , β , γ	147.86Å 96.42Å 130.06Å 90.00° 90.44° 90.00°	Depositor
Resolution (Å)	80.77 – 2.95 80.77 – 2.95	Depositor EDS
% Data completeness (in resolution range)	99.2 (80.77-2.95) 99.2 (80.77-2.95)	Depositor EDS
R_{merge}	0.12	Depositor
R_{sym}	(Not available)	Depositor
$\langle I/\sigma(I) \rangle$ ¹	1.37 (at 2.96Å)	Xtriage
Refinement program	PHENIX (1.21.2_5419: ???)	Depositor
R, R_{free}	0.205 , 0.288 0.206 , 0.287	Depositor DCC
R_{free} test set	2001 reflections (5.17%)	wwPDB-VP
Wilson B-factor (Å ²)	92.1	Xtriage
Anisotropy	0.090	Xtriage
Bulk solvent k_{sol} (e/Å ³), B_{sol} (Å ²)	0.32 , 55.9	EDS
L-test for twinning ²	$\langle L \rangle = 0.50$, $\langle L^2 \rangle = 0.33$	Xtriage
Estimated twinning fraction	0.000 for -h,-k,l	Xtriage
F_o, F_c correlation	0.95	EDS
Total number of atoms	12248	wwPDB-VP
Average B, all atoms (Å ²)	90.0	wwPDB-VP

Xtriage's analysis on translational NCS is as follows: *The largest off-origin peak in the Patterson function is 4.53% of the height of the origin peak. No significant pseudotranslation is detected.*

¹Intensities estimated from amplitudes.

²Theoretical values of $\langle |L| \rangle$, $\langle L^2 \rangle$ for acentric reflections are 0.5, 0.333 respectively for untwinned datasets, and 0.375, 0.2 for perfectly twinned datasets.

5 Model quality

5.1 Standard geometry

Bond lengths and bond angles in the following residue types are not validated in this section: ZN, A1EQC

The Z score for a bond length (or angle) is the number of standard deviations the observed value is removed from the expected value. A bond length (or angle) with $|Z| > 5$ is considered an outlier worth inspection. RMSZ is the root-mean-square of all Z scores of the bond lengths (or angles).

Mol	Chain	Bond lengths		Bond angles	
		RMSZ	# Z >5	RMSZ	# Z >5
1	A	0.40	0/5594	0.61	0/7580
2	B	0.47	3/5845 (0.1%)	0.66	2/7952 (0.0%)
3	C	0.42	0/1045	0.62	0/1410
All	All	0.44	3/12484 (0.0%)	0.63	2/16942 (0.0%)

Chiral center outliers are detected by calculating the chiral volume of a chiral center and verifying if the center is modelled as a planar moiety or with the opposite hand. A planarity outlier is detected by checking planarity of atoms in a peptide group, atoms in a mainchain group or atoms of a sidechain that are expected to be planar.

Mol	Chain	#Chirality outliers	#Planarity outliers
2	B	0	1

All (3) bond length outliers are listed below:

Mol	Chain	Res	Type	Atoms	Z	Observed(Å)	Ideal(Å)
2	B	968	PRO	CA-C	-7.28	1.47	1.52
2	B	779	VAL	C-N	6.60	1.52	1.33
2	B	932	ASN	C-N	5.02	1.44	1.33

All (2) bond angle outliers are listed below:

Mol	Chain	Res	Type	Atoms	Z	Observed(°)	Ideal(°)
2	B	968	PRO	O-C-N	-7.68	117.54	121.15
2	B	1054	VAL	N-CA-C	-5.45	106.16	112.98

There are no chirality outliers.

All (1) planarity outliers are listed below:

Mol	Chain	Res	Type	Group
2	B	582	GLU	Peptide

5.2 Too-close contacts

In the following table, the Non-H and H(model) columns list the number of non-hydrogen atoms and hydrogen atoms in the chain respectively. The H(added) column lists the number of hydrogen atoms added and optimized by MolProbity. The Clashes column lists the number of clashes within the asymmetric unit, whereas Symm-Clashes lists symmetry-related clashes.

Mol	Chain	Non-H	H(model)	H(added)	Clashes	Symm-Clashes
1	A	5467	0	5405	414	0
2	B	5721	0	5729	372	0
3	C	1026	0	1021	75	0
4	A	1	0	0	0	0
4	B	1	0	0	0	0
5	B	22	0	0	1	0
6	A	3	0	0	1	0
6	B	6	0	0	0	0
6	C	1	0	0	0	0
All	All	12248	0	12155	846	0

The all-atom clashscore is defined as the number of clashes found per 1000 atoms (including hydrogen atoms). The all-atom clashscore for this structure is 35.

All (846) close contacts within the same asymmetric unit are listed below, sorted by their clash magnitude.

Atom-1	Atom-2	Interatomic distance (Å)	Clash overlap (Å)
1:A:36:VAL:HG13	1:A:526:MET:HE3	1.25	1.16
1:A:114:PHE:HB3	1:A:117:ILE:HD12	1.37	1.04
2:B:1020:PRO:HA	2:B:1055:ILE:HG12	1.39	1.00
1:A:407:GLU:HG3	1:A:445:GLN:HG2	1.42	0.98
1:A:34:MET:HE3	1:A:34:MET:HA	1.45	0.98
2:B:1039:ILE:HD13	2:B:1052:LEU:HD13	1.43	0.98
1:A:560:TYR:CD2	1:A:761:VAL:HG12	2.00	0.96
2:B:1021:MET:H	2:B:1055:ILE:CG1	1.80	0.95
2:B:465:PHE:HA	2:B:480:ARG:HE	1.31	0.94
1:A:623:LEU:HD11	1:A:648:LEU:HD13	1.47	0.94
1:A:700:PHE:HB3	1:A:701:PRO:HD3	1.50	0.94
1:A:76:VAL:HG21	1:A:78:TYR:HE1	1.31	0.93
1:A:560:TYR:HD2	1:A:761:VAL:HG12	1.30	0.93
1:A:127:MET:HE1	1:A:225:PRO:HG3	1.50	0.92

Continued on next page...

Continued from previous page...

Atom-1	Atom-2	Interatomic distance (Å)	Clash overlap (Å)
2:B:641:LEU:HD21	2:B:649:LEU:HB2	1.48	0.92
3:C:81:LYS:HE2	3:C:148:ILE:CD1	2.00	0.91
3:C:56:ALA:HB2	3:C:153:ILE:HG21	1.53	0.89
1:A:45:LEU:HA	1:A:495:ARG:HH12	1.39	0.88
1:A:482:VAL:HG22	1:A:496:VAL:HG22	1.54	0.87
1:A:101:ILE:HD11	1:A:107:PRO:HD3	1.58	0.86
2:B:576:VAL:HG11	2:B:622:ALA:HB2	1.55	0.86
2:B:641:LEU:CD2	2:B:649:LEU:HB2	2.05	0.86
2:B:807:LEU:HD12	2:B:809:TYR:CD1	2.10	0.86
2:B:807:LEU:HD12	2:B:809:TYR:HD1	1.40	0.86
2:B:1021:MET:H	2:B:1055:ILE:HG12	1.38	0.86
2:B:1020:PRO:HA	2:B:1055:ILE:CG1	2.06	0.86
2:B:525:VAL:HG22	2:B:735:LEU:HD11	1.58	0.86
2:B:578:ILE:HD11	2:B:626:LEU:HA	1.56	0.85
2:B:788:GLN:HE22	2:B:850:MET:HE3	1.40	0.85
1:A:153:MET:HE1	1:A:387:GLN:HB3	1.57	0.85
1:A:505:ASP:HB2	1:A:508:THR:CG2	2.07	0.85
1:A:118:GLU:HB2	1:A:495:ARG:HD2	1.60	0.84
2:B:1063:ALA:HB1	2:B:1066:LEU:HD11	1.60	0.83
2:B:909:GLN:HG2	2:B:910:LYS:N	1.93	0.83
2:B:1063:ALA:HB1	2:B:1066:LEU:CD1	2.08	0.83
1:A:111:LEU:HB3	1:A:113:GLN:OE1	1.79	0.82
1:A:505:ASP:HB2	1:A:508:THR:HG21	1.61	0.82
1:A:18:ARG:NH1	1:A:612:LEU:HD22	1.96	0.81
2:B:759:ILE:HG23	2:B:787:VAL:HG13	1.63	0.81
1:A:45:LEU:HA	1:A:495:ARG:NH1	1.95	0.81
1:A:183:ILE:CD1	2:B:565:PRO:HG2	2.10	0.81
1:A:290:ILE:HG21	1:A:355:THR:HG23	1.61	0.81
2:B:492:ALA:HB3	2:B:816:ARG:HB3	1.63	0.81
1:A:139:MET:HE2	1:A:291:GLY:HA3	1.63	0.80
1:A:610:GLN:HG3	1:A:618:MET:HE1	1.64	0.80
2:B:875:LEU:HD22	2:B:892:VAL:HG12	1.63	0.80
1:A:584:LEU:HB2	1:A:619:ILE:HD13	1.64	0.79
2:B:592:LYS:O	2:B:596:GLN:HG3	1.80	0.79
1:A:513:ILE:HD12	1:A:513:ILE:H	1.47	0.78
2:B:899:PHE:HB3	2:B:900:PRO:HD3	1.65	0.78
2:B:444:PHE:CE2	2:B:450:TRP:HB3	2.18	0.78
2:B:1019:GLN:O	2:B:1055:ILE:HG23	1.83	0.78
2:B:1052:LEU:O	2:B:1052:LEU:HD23	1.83	0.78
2:B:888:PRO:HG2	2:B:889:GLY:H	1.48	0.78
2:B:429:VAL:HG21	2:B:465:PHE:CE1	2.20	0.77

Continued on next page...

Continued from previous page...

Atom-1	Atom-2	Interatomic distance (Å)	Clash overlap (Å)
2:B:808:LEU:HD11	2:B:816:ARG:HD2	1.65	0.77
3:C:73:VAL:HG12	3:C:88:LEU:HD11	1.65	0.77
2:B:353:LEU:HB2	2:B:890:LEU:HD23	1.67	0.77
2:B:477:PRO:HD2	2:B:478:HIS:HD2	1.50	0.77
1:A:531:ILE:HB	1:A:608:MET:HE1	1.67	0.77
2:B:414:PHE:CE1	2:B:742:LYS:HE2	2.20	0.77
3:C:73:VAL:CG1	3:C:88:LEU:HD21	2.14	0.77
1:A:33:ARG:HE	1:A:556:LYS:HE3	1.50	0.76
1:A:510:ILE:H	1:A:513:ILE:HD13	1.50	0.76
3:C:69:VAL:HG22	3:C:103:VAL:HG11	1.66	0.76
2:B:871:VAL:CG2	2:B:903:VAL:HG21	2.15	0.76
2:B:524:SER:HB2	2:B:732:GLN:HE22	1.51	0.76
1:A:610:GLN:HG3	1:A:618:MET:CE	2.15	0.75
1:A:37:PRO:HD2	1:A:526:MET:HE1	1.67	0.75
1:A:177:GLU:CD	1:A:185:LYS:HE2	2.11	0.75
1:A:570:PHE:CD2	1:A:574:PHE:HB2	2.21	0.75
1:A:618:MET:HE2	1:A:653:PHE:CD2	2.21	0.75
1:A:257:GLY:O	1:A:306:LEU:HB2	1.85	0.75
1:A:297:GLY:H	1:A:300:MET:HE2	1.50	0.75
1:A:238:MET:O	1:A:241:THR:HG22	1.85	0.75
1:A:180:CYS:SG	1:A:185:LYS:HD3	2.27	0.74
2:B:654:GLU:HG2	2:B:919:ARG:HD3	1.70	0.74
2:B:391:THR:HG23	2:B:837:GLY:O	1.87	0.74
1:A:63:ARG:CD	1:A:65:THR:HG22	2.18	0.74
1:A:531:ILE:HB	1:A:608:MET:CE	2.18	0.74
1:A:177:GLU:OE1	1:A:185:LYS:HE2	1.88	0.73
1:A:618:MET:HG2	1:A:653:PHE:HB3	1.69	0.73
2:B:890:LEU:HD13	2:B:1088:GLN:HB2	1.68	0.73
1:A:34:MET:HE3	1:A:34:MET:CA	2.18	0.73
2:B:513:SER:O	2:B:517:VAL:HG23	1.88	0.73
3:C:80:PRO:HG2	3:C:83:LEU:CD1	2.18	0.72
1:A:621:PRO:HG2	1:A:721:LYS:HD2	1.71	0.72
2:B:741:ARG:NH2	2:B:780:ASN:HD22	1.88	0.72
2:B:1046:ARG:HD2	2:B:1050:PRO:HG3	1.69	0.72
1:A:639:SER:O	1:A:642:ILE:HG13	1.89	0.72
2:B:744:GLY:HA3	2:B:779:VAL:CG1	2.20	0.72
2:B:641:LEU:HD23	2:B:642:PRO:HD2	1.72	0.71
1:A:37:PRO:HD2	1:A:526:MET:CE	2.21	0.71
2:B:432:ARG:HG3	2:B:459:ASN:OD1	1.90	0.71
2:B:580:MET:HG3	2:B:581:PRO:HD2	1.72	0.71
1:A:422:PRO:HG3	1:A:609:ARG:HG2	1.72	0.71

Continued on next page...

Continued from previous page...

Atom-1	Atom-2	Interatomic distance (Å)	Clash overlap (Å)
2:B:1001:THR:HG23	2:B:1004:PHE:H	1.56	0.71
1:A:114:PHE:CB	1:A:117:ILE:HD12	2.19	0.71
2:B:1020:PRO:CA	2:B:1055:ILE:HG12	2.19	0.70
2:B:939:MET:HE2	2:B:939:MET:HA	1.73	0.70
1:A:34:MET:HA	1:A:34:MET:CE	2.20	0.70
1:A:248:GLN:NE2	2:B:562:LEU:HD11	2.06	0.70
2:B:762:PHE:HB3	2:B:766:PHE:HZ	1.54	0.70
1:A:366:LEU:HD12	1:A:424:VAL:HG22	1.73	0.70
2:B:1021:MET:N	2:B:1055:ILE:HG12	2.04	0.70
3:C:81:LYS:HE2	3:C:148:ILE:HD11	1.74	0.70
1:A:290:ILE:HG21	1:A:355:THR:CG2	2.20	0.70
2:B:780:ASN:HB2	2:B:781:PRO:HD2	1.74	0.70
2:B:904:LEU:CD1	2:B:1080:TYR:HA	2.22	0.69
2:B:760:HIS:NE2	2:B:788:GLN:HG2	2.08	0.69
2:B:555:PHE:HZ	2:B:622:ALA:HB1	1.57	0.69
2:B:348:LEU:O	2:B:348:LEU:HD23	1.92	0.69
3:C:10:VAL:HG23	3:C:68:GLY:O	1.93	0.69
2:B:666:MET:HE2	2:B:666:MET:HA	1.73	0.69
2:B:973:LEU:C	2:B:1069:MET:HE3	2.17	0.69
1:A:623:LEU:CD1	1:A:648:LEU:HD13	2.22	0.69
2:B:358:ASN:HA	2:B:972:GLN:OE1	1.93	0.69
2:B:431:CYS:HB2	2:B:450:TRP:CH2	2.26	0.69
2:B:1021:MET:N	2:B:1055:ILE:CG1	2.56	0.69
2:B:812:SER:OG	2:B:813:LYS:HE2	1.93	0.69
2:B:741:ARG:CZ	2:B:780:ASN:HD22	2.06	0.68
2:B:759:ILE:HG23	2:B:787:VAL:CG1	2.22	0.68
2:B:381:CYS:SG	2:B:386:PHE:HB3	2.34	0.68
2:B:410:LEU:N	2:B:410:LEU:HD12	2.09	0.68
2:B:904:LEU:HD11	2:B:1080:TYR:HA	1.75	0.68
1:A:275:LEU:HD12	1:A:286:ILE:HD11	1.75	0.68
2:B:846:LEU:O	2:B:850:MET:HG3	1.94	0.68
1:A:164:VAL:O	1:A:230:LEU:HA	1.93	0.68
2:B:406:PRO:HB2	2:B:846:LEU:HD23	1.75	0.68
2:B:1066:LEU:HD12	2:B:1066:LEU:H	1.55	0.68
1:A:153:MET:CE	1:A:387:GLN:HB3	2.23	0.67
2:B:1021:MET:H	2:B:1055:ILE:HG13	1.58	0.67
2:B:548:THR:OG1	2:B:554:HIS:HB2	1.95	0.67
1:A:264:SER:HB2	1:A:294:ALA:HB2	1.77	0.67
2:B:860:LEU:HD21	2:B:923:ARG:NH1	2.08	0.67
1:A:255:PRO:HG2	1:A:258:LYS:HG3	1.75	0.67
1:A:578:PRO:HB2	1:A:753:MET:HE1	1.75	0.67

Continued on next page...

Continued from previous page...

Atom-1	Atom-2	Interatomic distance (Å)	Clash overlap (Å)
1:A:624:TYR:O	1:A:648:LEU:HD22	1.94	0.67
2:B:585:LEU:HG	2:B:626:LEU:HD11	1.76	0.67
2:B:1020:PRO:HA	2:B:1055:ILE:CD1	2.25	0.67
1:A:33:ARG:HD2	1:A:556:LYS:NZ	2.09	0.67
1:A:528:ARG:HG2	1:A:528:ARG:HH11	1.60	0.67
2:B:975:VAL:HG23	2:B:1069:MET:HG3	1.77	0.66
1:A:76:VAL:CG2	1:A:78:TYR:HE1	2.06	0.66
2:B:1060:PRO:HG2	2:B:1062:LYS:H	1.61	0.66
3:C:39:GLN:HB3	3:C:157:LEU:HD22	1.77	0.66
1:A:253:PRO:HB3	3:C:128:ASP:HB2	1.77	0.66
2:B:493:PRO:HD2	2:B:496:TYR:CD2	2.31	0.66
1:A:288:MET:HG2	1:A:290:ILE:HD13	1.77	0.66
1:A:439:GLY:HA2	1:A:532:TYR:CE2	2.30	0.66
2:B:359:MET:HE2	2:B:1080:TYR:OH	1.96	0.66
3:C:56:ALA:HB2	3:C:153:ILE:CG2	2.24	0.66
1:A:313:TRP:HE3	1:A:316:ILE:HG21	1.61	0.66
1:A:405:THR:O	1:A:483:THR:HA	1.95	0.66
2:B:558:LEU:HB2	2:B:586:VAL:HG11	1.78	0.66
3:C:29:ASP:HB3	3:C:31:GLN:OE1	1.96	0.65
1:A:35:VAL:HG11	1:A:553:LEU:CA	2.26	0.65
1:A:623:LEU:HD21	1:A:648:LEU:CD1	2.26	0.65
2:B:803:PHE:HD2	2:B:823:LEU:HD23	1.61	0.65
3:C:69:VAL:CG2	3:C:103:VAL:HG11	2.26	0.65
1:A:196:SER:OG	1:A:199:GLN:HG3	1.97	0.65
2:B:1019:GLN:HB3	2:B:1020:PRO:HD3	1.77	0.65
1:A:513:ILE:HD12	1:A:513:ILE:N	2.11	0.65
3:C:61:PHE:CD2	3:C:153:ILE:HD12	2.31	0.65
1:A:63:ARG:HD3	1:A:65:THR:HG22	1.79	0.65
1:A:121:VAL:HG12	1:A:123:ARG:HG2	1.77	0.65
1:A:510:ILE:N	1:A:513:ILE:HD13	2.11	0.65
1:A:414:ILE:O	1:A:415:LYS:HD3	1.97	0.64
2:B:432:ARG:HD3	2:B:457:ARG:HH21	1.62	0.64
1:A:63:ARG:HB3	1:A:66:CYS:HB3	1.79	0.64
1:A:313:TRP:O	1:A:316:ILE:HG22	1.98	0.64
2:B:423:VAL:HG21	2:B:482:GLU:OE2	1.98	0.64
1:A:3:THR:HB	1:A:6:GLU:HG3	1.78	0.64
2:B:760:HIS:CE1	2:B:788:GLN:HG2	2.33	0.64
1:A:35:VAL:HG11	1:A:553:LEU:HA	1.80	0.64
1:A:656:ILE:HD12	1:A:696:LEU:HD13	1.79	0.64
2:B:417:LEU:HD12	2:B:420:LEU:HD22	1.79	0.64
2:B:609:THR:CG2	2:B:611:GLU:HB2	2.28	0.64

Continued on next page...

Continued from previous page...

Atom-1	Atom-2	Interatomic distance (Å)	Clash overlap (Å)
1:A:116:SER:OG	1:A:497:THR:HG23	1.97	0.64
1:A:313:TRP:HA	1:A:316:ILE:HG22	1.78	0.64
2:B:1079:SER:OG	2:B:1082:GLU:HG3	1.97	0.64
1:A:368:GLY:HA3	1:A:450:GLY:O	1.98	0.63
1:A:704:ARG:HB3	1:A:704:ARG:CZ	2.29	0.63
2:B:621:GLN:O	2:B:625:LYS:HG3	1.97	0.63
1:A:148:LYS:HE3	1:A:244:LEU:O	1.98	0.63
2:B:553:ILE:HG12	2:B:619:ALA:HA	1.79	0.63
3:C:148:ILE:CG1	3:C:149:MET:N	2.61	0.63
1:A:313:TRP:CE3	1:A:316:ILE:HG21	2.33	0.63
2:B:753:CYS:HB2	2:B:803:PHE:CD1	2.34	0.63
1:A:232:PRO:HG2	1:A:235:LYS:HE2	1.81	0.63
2:B:414:PHE:CZ	2:B:742:LYS:HE2	2.34	0.63
1:A:268:LEU:HB2	1:A:288:MET:HE1	1.81	0.63
3:C:73:VAL:HG11	3:C:88:LEU:HD21	1.81	0.63
1:A:660:HIS:HB2	1:A:709:GLU:HB3	1.80	0.63
1:A:76:VAL:HG21	1:A:78:TYR:CE1	2.22	0.62
1:A:123:ARG:HG3	1:A:124:GLY:H	1.64	0.62
3:C:44:LEU:HD23	3:C:65:ILE:HD11	1.80	0.62
1:A:692:ALA:O	1:A:696:LEU:HB2	1.98	0.62
2:B:910:LYS:HA	2:B:913:GLN:NE2	2.14	0.62
2:B:422:VAL:HG23	2:B:422:VAL:O	1.99	0.62
2:B:913:GLN:OE1	2:B:916:THR:HG21	1.99	0.62
1:A:505:ASP:HB2	1:A:508:THR:HG22	1.81	0.62
2:B:656:ASN:HD22	2:B:658:ARG:H	1.45	0.62
2:B:756:GLY:O	2:B:792:GLU:HG2	1.99	0.62
1:A:138:CYS:HB2	1:A:262:ARG:NH1	2.15	0.62
1:A:27:SER:O	1:A:31:ALA:HB2	2.00	0.62
2:B:1003:ASN:O	2:B:1007:GLN:HB2	1.99	0.62
1:A:183:ILE:HD13	2:B:565:PRO:HG2	1.81	0.62
1:A:345:ILE:HG21	1:A:363:CYS:HB3	1.80	0.62
2:B:762:PHE:HB3	2:B:766:PHE:CZ	2.35	0.62
1:A:417:SER:O	1:A:437:GLU:HA	2.00	0.61
1:A:700:PHE:CB	1:A:701:PRO:HD3	2.28	0.61
1:A:366:LEU:HD12	1:A:424:VAL:CG2	2.29	0.61
1:A:5:LEU:O	1:A:9:GLN:HG2	1.99	0.61
2:B:477:PRO:HD2	2:B:478:HIS:CD2	2.33	0.61
1:A:5:LEU:N	1:A:5:LEU:CD2	2.64	0.61
2:B:1039:ILE:HD13	2:B:1052:LEU:CD1	2.27	0.61
2:B:1005:LEU:O	2:B:1009:LEU:HB2	2.01	0.61
2:B:525:VAL:HG22	2:B:735:LEU:CD1	2.29	0.61

Continued on next page...

Continued from previous page...

Atom-1	Atom-2	Interatomic distance (Å)	Clash overlap (Å)
2:B:929:GLN:OE1	2:B:929:GLN:HA	2.00	0.61
1:A:748:SER:OG	1:A:750:GLN:OE1	2.19	0.61
1:A:43:THR:HG22	1:A:43:THR:O	2.01	0.60
3:C:10:VAL:HG23	3:C:68:GLY:C	2.25	0.60
2:B:666:MET:HA	2:B:666:MET:CE	2.29	0.60
2:B:1057:ASP:O	2:B:1060:PRO:HD3	2.01	0.60
1:A:227:ASN:HB3	1:A:229:PHE:H	1.65	0.60
1:A:638:ASP:HB3	1:A:640:SER:OG	1.99	0.60
1:A:39:ALA:HB3	1:A:525:LEU:HD13	1.82	0.60
2:B:578:ILE:HD11	2:B:626:LEU:CA	2.28	0.60
2:B:751:ILE:HG22	2:B:759:ILE:HD11	1.84	0.60
2:B:649:LEU:HD13	2:B:698:ASP:HB3	1.84	0.60
1:A:168:THR:HG21	1:A:247:LEU:HD13	1.84	0.60
2:B:507:LEU:HD21	2:B:547:ILE:HD12	1.83	0.60
2:B:1066:LEU:HD12	2:B:1066:LEU:N	2.16	0.59
2:B:530:LEU:O	2:B:530:LEU:HD23	2.02	0.59
1:A:5:LEU:N	1:A:5:LEU:HD22	2.17	0.59
1:A:564:ASP:OD2	1:A:567:SER:HB3	2.03	0.59
2:B:411:LEU:N	2:B:411:LEU:HD23	2.18	0.59
2:B:554:HIS:CG	2:B:567:MET:HE3	2.37	0.59
2:B:808:LEU:HD11	2:B:816:ARG:CD	2.32	0.59
2:B:551:SER:HA	2:B:644:LEU:CD2	2.32	0.59
1:A:28:ARG:HA	1:A:31:ALA:CB	2.33	0.59
1:A:34:MET:HE3	1:A:35:VAL:H	1.68	0.59
2:B:449:ARG:HA	2:B:459:ASN:O	2.03	0.59
1:A:297:GLY:N	1:A:300:MET:HE2	2.16	0.59
2:B:716:TYR:CE1	2:B:730:LYS:HE2	2.37	0.59
1:A:573:THR:HG22	1:A:574:PHE:CE2	2.38	0.59
1:A:704:ARG:HB3	1:A:704:ARG:NH1	2.17	0.59
2:B:615:ALA:HB2	2:B:644:LEU:HD23	1.84	0.59
3:C:39:GLN:HA	3:C:39:GLN:OE1	2.03	0.59
3:C:50:THR:C	3:C:51:ARG:HG2	2.27	0.59
1:A:573:THR:HG22	1:A:574:PHE:CD2	2.38	0.59
2:B:444:PHE:CD2	2:B:450:TRP:HB3	2.37	0.58
2:B:808:LEU:CD1	2:B:816:ARG:HD2	2.33	0.58
2:B:957:ALA:C	2:B:959:ASN:H	2.11	0.58
2:B:561:SER:C	2:B:562:LEU:HD23	2.28	0.58
2:B:576:VAL:CG1	2:B:622:ALA:HB2	2.31	0.58
1:A:37:PRO:CD	1:A:526:MET:HE1	2.34	0.58
1:A:61:CYS:HA	1:A:92:ASN:ND2	2.18	0.58
1:A:354:GLN:OE1	1:A:597:PRO:HD2	2.04	0.58

Continued on next page...

Continued from previous page...

Atom-1	Atom-2	Interatomic distance (Å)	Clash overlap (Å)
1:A:388:ARG:HH11	1:A:388:ARG:CG	2.17	0.58
1:A:757:LYS:O	1:A:761:VAL:HG22	2.02	0.58
1:A:322:LYS:HE3	1:A:323:TYR:CZ	2.38	0.58
1:A:531:ILE:CD1	1:A:589:PHE:HB3	2.33	0.58
2:B:974:SER:C	2:B:1069:MET:HE2	2.29	0.58
1:A:543:LEU:HD13	1:A:585:ARG:NH2	2.18	0.58
1:A:652:THR:HG22	1:A:653:PHE:H	1.69	0.58
1:A:28:ARG:HA	1:A:31:ALA:HB3	1.86	0.57
2:B:724:ASN:OD1	2:B:726:VAL:HG23	2.04	0.57
2:B:510:PHE:HB2	2:B:548:THR:HG22	1.85	0.57
1:A:199:GLN:O	1:A:203:MET:HG3	2.04	0.57
2:B:555:PHE:CZ	2:B:622:ALA:HB1	2.39	0.57
1:A:33:ARG:NE	1:A:556:LYS:HE3	2.17	0.57
1:A:41:LEU:HD23	1:A:612:LEU:HB2	1.85	0.57
1:A:147:LEU:HD12	1:A:147:LEU:O	2.04	0.57
1:A:564:ASP:CG	1:A:567:SER:HB3	2.30	0.57
1:A:700:PHE:HB3	1:A:701:PRO:CD	2.30	0.57
1:A:78:TYR:CE2	1:A:103:GLU:HA	2.39	0.57
2:B:641:LEU:HD23	2:B:642:PRO:CD	2.35	0.57
1:A:650:MET:HE1	1:A:718:LEU:HA	1.87	0.57
1:A:147:LEU:O	1:A:151:MET:HG3	2.05	0.57
1:A:652:THR:HG22	1:A:653:PHE:N	2.20	0.57
2:B:803:PHE:CD2	2:B:823:LEU:HD23	2.39	0.57
3:C:102:LYS:C	3:C:104:PRO:HD2	2.30	0.57
1:A:61:CYS:HA	1:A:92:ASN:HD21	1.69	0.57
2:B:524:SER:CB	2:B:732:GLN:HE22	2.18	0.57
2:B:727:GLN:OE1	2:B:727:GLN:HA	2.03	0.57
3:C:81:LYS:HE2	3:C:148:ILE:HD12	1.83	0.57
1:A:33:ARG:O	1:A:33:ARG:HD3	2.05	0.57
1:A:113:GLN:CD	1:A:113:GLN:H	2.12	0.57
1:A:227:ASN:HD21	1:A:278:THR:CG2	2.18	0.57
2:B:505:VAL:HG21	2:B:630:THR:OG1	2.05	0.56
2:B:652:ARG:HB2	2:B:696:TYR:CE2	2.39	0.56
2:B:808:LEU:HB2	5:B:1101:A1EQC:C19	2.35	0.56
2:B:871:VAL:HG21	2:B:903:VAL:HG21	1.87	0.56
1:A:600:SER:O	1:A:604:ARG:HG3	2.06	0.56
2:B:1062:LYS:CG	2:B:1062:LYS:O	2.53	0.56
1:A:178:LEU:HD12	1:A:178:LEU:H	1.71	0.56
1:A:614:GLN:HA	1:A:614:GLN:OE1	2.04	0.56
1:A:618:MET:HG2	1:A:653:PHE:CB	2.34	0.56
1:A:659:TYR:OH	1:A:710:HIS:HB2	2.04	0.56

Continued on next page...

Continued from previous page...

Atom-1	Atom-2	Interatomic distance (Å)	Clash overlap (Å)
3:C:125:LEU:N	3:C:125:LEU:HD23	2.21	0.56
1:A:12:GLU:OE1	1:A:18:ARG:HD2	2.05	0.56
2:B:626:LEU:O	2:B:626:LEU:HD12	2.05	0.56
2:B:681:SER:HA	2:B:777:PRO:HG3	1.86	0.56
1:A:358:LEU:HD22	1:A:597:PRO:HB3	1.87	0.56
2:B:744:GLY:HA3	2:B:779:VAL:HG12	1.86	0.56
2:B:1070:ILE:C	2:B:1070:ILE:HD12	2.31	0.56
1:A:458:ALA:C	1:A:459:ILE:HD13	2.31	0.55
2:B:557:GLY:C	2:B:558:LEU:HG	2.31	0.55
3:C:8:ALA:HB3	3:C:41:PHE:CE2	2.41	0.55
3:C:148:ILE:HG12	3:C:149:MET:N	2.19	0.55
1:A:190:ARG:HG2	2:B:577:PHE:CE2	2.41	0.55
2:B:457:ARG:HG3	2:B:458:VAL:N	2.20	0.55
1:A:51:LEU:CD2	1:A:52:PRO:HD2	2.36	0.55
1:A:442:GLY:O	1:A:443:THR:HB	2.06	0.55
1:A:290:ILE:HG23	1:A:292:GLY:H	1.71	0.55
2:B:580:MET:CG	2:B:581:PRO:HD2	2.36	0.55
1:A:28:ARG:CZ	1:A:28:ARG:HB3	2.36	0.55
1:A:602:TYR:O	1:A:605:HIS:HB3	2.06	0.55
3:C:72:LEU:HG	3:C:73:VAL:N	2.21	0.55
2:B:1019:GLN:CB	2:B:1020:PRO:HD3	2.37	0.55
2:B:1058:GLU:HA	2:B:1058:GLU:OE1	2.07	0.55
3:C:32:GLN:O	3:C:36:GLN:HG3	2.07	0.55
2:B:353:LEU:CD1	2:B:900:PRO:HG2	2.37	0.54
2:B:997:GLY:O	2:B:1000:CYS:HB2	2.06	0.54
1:A:357:LEU:CD1	1:A:373:MET:HE3	2.37	0.54
3:C:62:HIS:HB2	3:C:73:VAL:HG13	1.88	0.54
1:A:33:ARG:O	1:A:33:ARG:CD	2.56	0.54
2:B:788:GLN:NE2	2:B:850:MET:HE3	2.17	0.54
2:B:938:LEU:O	2:B:938:LEU:HD12	2.06	0.54
1:A:139:MET:CE	1:A:291:GLY:HA3	2.36	0.54
1:A:373:MET:HE1	1:A:598:ASP:HB3	1.89	0.54
1:A:559:GLU:O	1:A:568:PHE:HA	2.08	0.54
2:B:464:GLU:O	2:B:465:PHE:HB2	2.07	0.54
1:A:83:TRP:CD1	1:A:94:PHE:CE1	2.96	0.54
2:B:990:SER:O	2:B:1050:PRO:HA	2.08	0.54
1:A:169:PHE:CE2	1:A:264:SER:HA	2.43	0.54
2:B:404:LYS:C	2:B:405:LEU:HD23	2.32	0.54
1:A:101:ILE:HD11	1:A:106:GLN:HA	1.89	0.54
1:A:438:ILE:HG21	1:A:529:LEU:CD2	2.37	0.54
2:B:404:LYS:O	2:B:405:LEU:HD23	2.08	0.54

Continued on next page...

Continued from previous page...

Atom-1	Atom-2	Interatomic distance (Å)	Clash overlap (Å)
1:A:190:ARG:HG2	2:B:577:PHE:CD2	2.43	0.54
2:B:848:ALA:O	2:B:852:VAL:HG23	2.08	0.54
1:A:541:ASP:HB3	1:A:544:ARG:HG3	1.89	0.54
2:B:960:ILE:HD13	2:B:960:ILE:N	2.21	0.53
3:C:59:MET:HB3	3:C:74:LEU:HD11	1.90	0.53
3:C:61:PHE:CD1	3:C:72:LEU:HD11	2.42	0.53
3:C:71:TYR:O	3:C:88:LEU:HD13	2.08	0.53
1:A:135:VAL:HB	1:A:168:THR:HG22	1.91	0.53
2:B:646:VAL:CG1	2:B:672:PHE:CE1	2.91	0.53
2:B:1054:VAL:HG12	2:B:1054:VAL:O	2.08	0.53
3:C:61:PHE:HD1	3:C:72:LEU:HD11	1.74	0.53
1:A:410:THR:HB	1:A:414:ILE:HB	1.90	0.53
2:B:578:ILE:CD1	2:B:626:LEU:HA	2.33	0.53
2:B:719:TYR:CZ	2:B:728:VAL:HG22	2.44	0.53
3:C:62:HIS:O	3:C:73:VAL:HG12	2.08	0.53
1:A:357:LEU:HD12	1:A:373:MET:HE3	1.88	0.53
1:A:355:THR:CG2	1:A:355:THR:O	2.57	0.53
1:A:63:ARG:HD3	1:A:65:THR:CG2	2.38	0.53
2:B:441:PHE:O	2:B:453:ASN:HB3	2.09	0.53
1:A:509:GLN:HA	1:A:513:ILE:CD1	2.39	0.53
2:B:864:ARG:HD2	2:B:914:THR:HG23	1.89	0.53
2:B:1035:ILE:O	2:B:1039:ILE:HG13	2.08	0.53
1:A:54:ILE:O	1:A:119:TYR:HA	2.09	0.53
1:A:700:PHE:O	1:A:702:MET:N	2.42	0.53
2:B:913:GLN:HG3	2:B:916:THR:HG21	1.91	0.53
2:B:1024:LEU:HD23	2:B:1054:VAL:HG21	1.89	0.53
1:A:76:VAL:HG11	1:A:110:LEU:HD13	1.91	0.52
1:A:517:PHE:CE2	1:A:519:GLN:HA	2.44	0.52
2:B:541:ARG:NH1	3:C:113:ILE:HG13	2.24	0.52
2:B:524:SER:HB2	2:B:732:GLN:NE2	2.21	0.52
1:A:656:ILE:HG21	1:A:692:ALA:HB1	1.90	0.52
1:A:24:TRP:CZ2	1:A:501:ARG:HG3	2.43	0.52
1:A:167:ILE:HG12	1:A:175:VAL:HG22	1.91	0.52
1:A:350:CYS:HA	1:A:374:GLY:O	2.08	0.52
1:A:63:ARG:CD	1:A:65:THR:CG2	2.87	0.52
1:A:547:ASP:O	1:A:550:LEU:N	2.42	0.52
2:B:966:PRO:HG2	2:B:1038:PHE:HB2	1.92	0.52
2:B:1068:ASN:O	2:B:1070:ILE:HG23	2.08	0.52
1:A:621:PRO:CG	1:A:721:LYS:HD2	2.38	0.52
1:A:118:GLU:OE2	1:A:495:ARG:HD3	2.09	0.52
2:B:493:PRO:HD2	2:B:496:TYR:CE2	2.44	0.52

Continued on next page...

Continued from previous page...

Atom-1	Atom-2	Interatomic distance (Å)	Clash overlap (Å)
2:B:779:VAL:O	2:B:779:VAL:HG13	2.10	0.52
1:A:657:LEU:C	1:A:657:LEU:HD23	2.34	0.52
2:B:832:ASN:O	2:B:836:LEU:HG	2.09	0.52
1:A:422:PRO:CG	1:A:609:ARG:HG2	2.38	0.52
2:B:716:TYR:OH	2:B:734:GLU:OE1	2.27	0.52
2:B:601:THR:O	2:B:605:MET:HG3	2.10	0.52
2:B:840:VAL:HG13	2:B:841:GLN:N	2.25	0.52
1:A:568:PHE:C	1:A:568:PHE:CD2	2.88	0.51
1:A:696:LEU:HD12	1:A:703:PRO:HD2	1.92	0.51
2:B:412:HIS:CE1	2:B:415:LYS:HB2	2.45	0.51
2:B:633:ARG:HD2	2:B:738:TYR:OH	2.10	0.51
2:B:1064:ASN:HA	2:B:1067:GLN:HG3	1.91	0.51
3:C:79:PHE:CD2	3:C:80:PRO:HD2	2.45	0.51
1:A:617:ILE:HG23	1:A:622:ILE:HG12	1.92	0.51
1:A:645:ASP:C	1:A:664:ILE:HD11	2.35	0.51
3:C:33:TYR:HB3	3:C:74:LEU:CD2	2.41	0.51
1:A:513:ILE:H	1:A:513:ILE:CD1	2.20	0.51
2:B:1078:LEU:HB3	2:B:1082:GLU:HB2	1.92	0.51
1:A:45:LEU:CD1	1:A:451:LEU:HD13	2.39	0.51
1:A:626:TYR:CD2	1:A:632:PRO:HG3	2.46	0.51
2:B:762:PHE:HZ	2:B:772:ASP:HB3	1.75	0.51
1:A:297:GLY:H	1:A:300:MET:CE	2.19	0.51
1:A:548:ARG:O	1:A:552:ARG:HG3	2.11	0.51
1:A:51:LEU:HD23	1:A:52:PRO:HD2	1.92	0.51
3:C:3:LEU:C	3:C:3:LEU:HD23	2.35	0.51
1:A:147:LEU:HD12	1:A:147:LEU:C	2.36	0.51
1:A:418:GLY:HA3	1:A:438:ILE:O	2.11	0.51
2:B:541:ARG:CZ	3:C:113:ILE:HG13	2.41	0.51
2:B:876:SER:HA	2:B:1091:VAL:HG13	1.92	0.51
2:B:1057:ASP:C	2:B:1059:SER:H	2.16	0.51
1:A:136:ASP:HB2	1:A:169:PHE:CE1	2.46	0.51
1:A:184:SER:HB3	2:B:564:GLN:HE21	1.75	0.51
1:A:715:ALA:O	1:A:719:LEU:HG	2.11	0.51
2:B:350:VAL:CG1	2:B:351:VAL:N	2.74	0.51
2:B:538:GLY:HA2	2:B:812:SER:O	2.11	0.51
2:B:909:GLN:HG2	2:B:911:SER:H	1.76	0.50
1:A:438:ILE:HG21	1:A:529:LEU:HD21	1.93	0.50
1:A:696:LEU:C	1:A:697:HIS:HD1	2.19	0.50
1:A:499:ILE:C	1:A:499:ILE:HD12	2.37	0.50
2:B:387:ARG:NH1	2:B:935:LEU:HD23	2.26	0.50
2:B:432:ARG:CD	2:B:457:ARG:HH21	2.24	0.50

Continued on next page...

Continued from previous page...

Atom-1	Atom-2	Interatomic distance (Å)	Clash overlap (Å)
3:C:154:GLU:OE1	3:C:154:GLU:HA	2.12	0.50
1:A:269:SER:HB3	1:A:334:LEU:HD21	1.93	0.50
2:B:497:MET:HE2	2:B:816:ARG:HG3	1.94	0.50
2:B:747:ALA:HB2	2:B:809:TYR:CB	2.41	0.50
1:A:81:LYS:O	1:A:82:LEU:HD23	2.12	0.50
1:A:106:GLN:HB2	1:A:107:PRO:HD2	1.94	0.50
1:A:610:GLN:CG	1:A:618:MET:HE1	2.39	0.50
2:B:753:CYS:HB2	2:B:803:PHE:HD1	1.75	0.50
2:B:888:PRO:CG	2:B:889:GLY:H	2.20	0.50
2:B:909:GLN:CG	2:B:910:LYS:N	2.73	0.50
2:B:1053:TYR:HD2	2:B:1055:ILE:HB	1.76	0.50
3:C:80:PRO:HG2	3:C:83:LEU:HD12	1.93	0.50
2:B:355:GLN:O	2:B:355:GLN:HG3	2.07	0.50
2:B:385:LEU:HD13	2:B:821:HIS:CE1	2.47	0.50
2:B:1039:ILE:O	2:B:1043:ARG:HG2	2.12	0.50
1:A:3:THR:HB	1:A:6:GLU:CG	2.41	0.49
1:A:63:ARG:HG2	1:A:65:THR:HG22	1.94	0.49
2:B:717:PRO:HG2	2:B:727:GLN:NE2	2.27	0.49
1:A:83:TRP:HD1	1:A:94:PHE:CE1	2.30	0.49
1:A:179:GLY:HA3	1:A:236:ILE:HD11	1.94	0.49
1:A:305:GLU:OE2	1:A:307:LYS:HD2	2.12	0.49
1:A:44:PRO:C	1:A:45:LEU:HD23	2.36	0.49
1:A:76:VAL:CG2	1:A:78:TYR:CE1	2.90	0.49
1:A:407:GLU:OE2	1:A:409:LYS:NZ	2.44	0.49
1:A:528:ARG:HH11	1:A:528:ARG:CG	2.25	0.49
2:B:356:GLU:OE1	2:B:356:GLU:HA	2.12	0.49
2:B:538:GLY:H	2:B:813:LYS:NZ	2.11	0.49
2:B:715:TYR:CD2	2:B:717:PRO:HD3	2.47	0.49
2:B:949:VAL:HG11	2:B:985:LEU:HB2	1.94	0.49
2:B:1055:ILE:O	2:B:1057:ASP:N	2.45	0.49
3:C:149:MET:HG2	3:C:150:VAL:N	2.27	0.49
1:A:56:TYR:HD1	1:A:57:GLU:O	1.95	0.49
2:B:627:MET:CE	2:B:685:VAL:HG13	2.42	0.49
1:A:714:GLN:O	1:A:717:PHE:HD2	1.95	0.49
2:B:749:MET:HA	2:B:806:ALA:O	2.13	0.49
1:A:302:VAL:HB	1:A:310:ILE:HG23	1.95	0.49
1:A:531:ILE:HD11	1:A:589:PHE:HB3	1.93	0.49
1:A:30:GLU:OE2	1:A:509:GLN:CB	2.61	0.49
1:A:83:TRP:CD1	1:A:94:PHE:HE1	2.30	0.49
1:A:366:LEU:CD1	1:A:424:VAL:HG22	2.43	0.49
1:A:518:ASP:HB3	1:A:521:ALA:HB3	1.95	0.49

Continued on next page...

Continued from previous page...

Atom-1	Atom-2	Interatomic distance (Å)	Clash overlap (Å)
1:A:227:ASN:HD21	1:A:278:THR:HG21	1.77	0.49
2:B:628:SER:N	2:B:629:PRO:CD	2.76	0.49
3:C:149:MET:CG	3:C:150:VAL:N	2.75	0.49
1:A:531:ILE:HD13	1:A:589:PHE:HB3	1.95	0.49
2:B:478:HIS:CD2	2:B:478:HIS:H	2.30	0.49
2:B:741:ARG:HD2	2:B:781:PRO:HG2	1.94	0.49
3:C:7:ILE:O	3:C:16:LEU:HB2	2.13	0.49
1:A:33:ARG:HD2	1:A:556:LYS:HZ2	1.78	0.48
1:A:397:GLN:OE1	1:A:489:SER:HB3	2.13	0.48
1:A:614:GLN:OE1	1:A:617:ILE:HD12	2.13	0.48
2:B:1078:LEU:HD13	2:B:1082:GLU:HB3	1.95	0.48
1:A:559:GLU:O	1:A:560:TYR:HB3	2.11	0.48
1:A:61:CYS:O	1:A:67:ARG:HA	2.13	0.48
1:A:248:GLN:NE2	2:B:562:LEU:HD21	2.29	0.48
2:B:359:MET:HE1	2:B:1080:TYR:HE2	1.77	0.48
2:B:386:PHE:CE1	2:B:409:LEU:HD22	2.48	0.48
2:B:405:LEU:HD21	2:B:874:SER:CB	2.42	0.48
1:A:388:ARG:CG	1:A:388:ARG:NH1	2.76	0.48
3:C:87:TYR:CE1	3:C:91:LEU:HD11	2.47	0.48
1:A:448:ILE:HD13	1:A:457:LEU:HD21	1.96	0.48
2:B:566:GLN:O	2:B:566:GLN:HG3	2.14	0.48
2:B:788:GLN:HE22	2:B:850:MET:CE	2.20	0.48
2:B:421:PRO:HB2	2:B:488:ILE:HD12	1.95	0.48
2:B:493:PRO:HD2	2:B:496:TYR:HD2	1.73	0.48
1:A:34:MET:HE3	1:A:35:VAL:N	2.29	0.48
1:A:190:ARG:NH2	2:B:577:PHE:HB3	2.29	0.48
1:A:362:CYS:O	1:A:366:LEU:HD23	2.14	0.48
1:A:621:PRO:HD2	1:A:637:LEU:HD21	1.96	0.48
1:A:623:LEU:HD21	1:A:648:LEU:HD11	1.95	0.48
2:B:564:GLN:HB2	2:B:565:PRO:HD2	1.94	0.48
1:A:135:VAL:O	1:A:169:PHE:HD1	1.97	0.48
1:A:316:ILE:HD13	1:A:316:ILE:O	2.14	0.48
2:B:504:PRO:HG3	2:B:538:GLY:HA3	1.96	0.48
2:B:515:ASN:HB3	2:B:640:GLN:OE1	2.14	0.48
2:B:649:LEU:CD1	2:B:698:ASP:HB3	2.43	0.48
2:B:656:ASN:HD22	2:B:658:ARG:N	2.12	0.48
2:B:860:LEU:O	2:B:864:ARG:HG3	2.14	0.48
2:B:989:GLY:HA2	2:B:1046:ARG:NH1	2.29	0.48
2:B:1051:ILE:O	2:B:1051:ILE:HG12	2.13	0.48
1:A:647:ILE:HG23	1:A:659:TYR:O	2.14	0.47
1:A:14:ARG:HD2	1:A:115:SER:OG	2.14	0.47

Continued on next page...

Continued from previous page...

Atom-1	Atom-2	Interatomic distance (Å)	Clash overlap (Å)
2:B:956:GLY:HA3	2:B:965:ILE:O	2.13	0.47
3:C:63:TYR:HA	3:C:71:TYR:O	2.14	0.47
1:A:70:LEU:O	1:A:109:GLU:HB2	2.13	0.47
1:A:313:TRP:HE3	1:A:316:ILE:CG2	2.24	0.47
1:A:521:ALA:HA	1:A:612:LEU:CD1	2.44	0.47
2:B:530:LEU:HD23	2:B:530:LEU:C	2.39	0.47
1:A:63:ARG:HB2	1:A:90:GLN:OE1	2.14	0.47
1:A:177:GLU:HB2	1:A:229:PHE:HE1	1.79	0.47
1:A:227:ASN:ND2	1:A:278:THR:HG21	2.30	0.47
1:A:259:ARG:NH2	1:A:308:THR:O	2.47	0.47
1:A:401:GLY:HA3	1:A:451:LEU:HD12	1.96	0.47
2:B:1018:PRO:HG2	2:B:1021:MET:HG3	1.95	0.47
1:A:183:ILE:O	1:A:183:ILE:HG23	2.13	0.47
1:A:649:LEU:HD12	1:A:649:LEU:C	2.39	0.47
2:B:410:LEU:HD22	2:B:935:LEU:HD22	1.95	0.47
1:A:647:ILE:HD11	1:A:685:LEU:HD23	1.97	0.47
2:B:492:ALA:HB1	2:B:496:TYR:HB2	1.96	0.47
2:B:502:GLN:HG3	2:B:503:PRO:O	2.15	0.47
2:B:515:ASN:O	2:B:519:THR:HG23	2.14	0.47
2:B:639:THR:HG22	2:B:692:LEU:HB2	1.97	0.47
3:C:62:HIS:HD1	3:C:85:PHE:HE2	1.61	0.47
1:A:269:SER:CB	1:A:334:LEU:HD21	2.44	0.47
1:A:339:ALA:O	1:A:447:LYS:HE3	2.14	0.47
1:A:571:SER:HB3	1:A:573:THR:H	1.80	0.47
2:B:405:LEU:HD13	2:B:843:ILE:HD13	1.97	0.47
2:B:432:ARG:HH21	2:B:460:ASP:H	1.62	0.47
2:B:620:LEU:CD2	2:B:636:VAL:HG21	2.45	0.47
1:A:37:PRO:CG	1:A:526:MET:HE1	2.45	0.47
1:A:276:GLU:O	1:A:280:PRO:HG3	2.14	0.47
1:A:543:LEU:HD21	1:A:585:ARG:HB2	1.97	0.47
2:B:410:LEU:N	2:B:410:LEU:CD1	2.75	0.47
2:B:533:LEU:HD21	2:B:595:VAL:CG2	2.45	0.47
2:B:609:THR:HG22	2:B:611:GLU:N	2.30	0.47
2:B:394:PRO:HG2	2:B:400:LEU:HD13	1.97	0.47
3:C:62:HIS:O	3:C:88:LEU:HD11	2.14	0.47
1:A:43:THR:HG22	1:A:46:LYS:HB2	1.97	0.46
1:A:452:SER:HB2	1:A:453:PRO:CD	2.46	0.46
2:B:762:PHE:CZ	2:B:772:ASP:HB3	2.50	0.46
2:B:955:GLU:CD	2:B:955:GLU:N	2.74	0.46
2:B:978:LEU:HD11	2:B:1065:PHE:HE2	1.80	0.46
1:A:62:SER:H	1:A:92:ASN:ND2	2.14	0.46

Continued on next page...

Continued from previous page...

Atom-1	Atom-2	Interatomic distance (Å)	Clash overlap (Å)
2:B:422:VAL:O	2:B:422:VAL:CG2	2.63	0.46
2:B:1063:ALA:O	2:B:1066:LEU:HD13	2.16	0.46
3:C:148:ILE:HG13	3:C:149:MET:H	1.80	0.46
1:A:71:ASN:OD1	1:A:73:LEU:HB2	2.15	0.46
2:B:985:LEU:C	2:B:985:LEU:HD23	2.40	0.46
2:B:1062:LYS:HE3	2:B:1062:LYS:HB2	1.61	0.46
1:A:4:TYR:O	1:A:7:PHE:HB3	2.15	0.46
1:A:131:PHE:CE2	1:A:158:LEU:HD22	2.50	0.46
1:A:181:GLU:HB3	1:A:182:GLY:H	1.58	0.46
2:B:419:GLN:HG3	2:B:419:GLN:O	2.16	0.46
2:B:420:LEU:C	2:B:420:LEU:HD12	2.40	0.46
1:A:171:ARG:HG3	1:A:261:LEU:HB2	1.98	0.46
2:B:753:CYS:CB	2:B:803:PHE:HD1	2.28	0.46
3:C:153:ILE:O	3:C:157:LEU:HG	2.15	0.46
1:A:63:ARG:CG	1:A:65:THR:HG22	2.45	0.46
1:A:33:ARG:HD2	1:A:556:LYS:CE	2.45	0.46
1:A:700:PHE:CB	1:A:701:PRO:CD	2.90	0.46
2:B:420:LEU:HD12	2:B:421:PRO:N	2.31	0.46
2:B:428:ILE:HD12	2:B:428:ILE:O	2.16	0.46
3:C:103:VAL:N	3:C:104:PRO:CD	2.79	0.46
1:A:192:THR:O	1:A:192:THR:CG2	2.63	0.46
1:A:524:ILE:CD1	1:A:615:SER:HB3	2.46	0.46
2:B:510:PHE:O	2:B:548:THR:HA	2.16	0.46
1:A:568:PHE:C	1:A:568:PHE:HD2	2.24	0.46
1:A:647:ILE:CD1	1:A:685:LEU:HD23	2.46	0.46
2:B:578:ILE:HG22	2:B:580:MET:O	2.15	0.46
2:B:871:VAL:HA	2:B:899:PHE:CE2	2.51	0.46
1:A:311:ARG:HH21	1:A:358:LEU:HB3	1.80	0.45
1:A:452:SER:C	1:A:454:THR:H	2.23	0.45
2:B:660:SER:O	2:B:662:LYS:N	2.49	0.45
1:A:131:PHE:O	1:A:164:VAL:HA	2.16	0.45
1:A:361:LYS:O	1:A:364:PRO:HD2	2.16	0.45
1:A:69:VAL:HB	1:A:480:GLN:NE2	2.31	0.45
1:A:129:LEU:HD21	1:A:488:SER:O	2.17	0.45
1:A:136:ASP:HB2	1:A:169:PHE:CZ	2.51	0.45
1:A:402:PHE:HA	1:A:449:CYS:O	2.16	0.45
1:A:695:ILE:C	1:A:697:HIS:H	2.25	0.45
1:A:70:LEU:HD23	1:A:109:GLU:HG3	1.98	0.45
1:A:301:VAL:HG12	1:A:359:GLU:CD	2.41	0.45
1:A:329:LYS:HE2	1:A:329:LYS:HB3	1.81	0.45
1:A:423:CYS:O	1:A:424:VAL:HG23	2.15	0.45

Continued on next page...

Continued from previous page...

Atom-1	Atom-2	Interatomic distance (Å)	Clash overlap (Å)
1:A:631:PRO:O	1:A:633:GLU:HG3	2.15	0.45
2:B:871:VAL:HG22	2:B:899:PHE:CZ	2.52	0.45
2:B:909:GLN:OE1	2:B:911:SER:HB2	2.16	0.45
1:A:288:MET:CG	1:A:290:ILE:CD1	2.94	0.45
1:A:554:CYS:HB3	1:A:568:PHE:CZ	2.50	0.45
1:A:73:LEU:CD2	1:A:478:ALA:HB2	2.46	0.45
1:A:527:ALA:HB2	1:A:584:LEU:CD2	2.47	0.45
2:B:642:PRO:HG2	2:B:702:LEU:HD21	1.97	0.45
2:B:744:GLY:CA	2:B:779:VAL:HG12	2.47	0.45
3:C:8:ALA:HB3	3:C:41:PHE:CD2	2.52	0.45
1:A:320:ASN:CG	1:A:320:ASN:O	2.57	0.45
3:C:84:ALA:O	3:C:87:TYR:HB3	2.16	0.45
1:A:194:ASP:OD2	1:A:195:LEU:O	2.35	0.45
1:A:203:MET:HE2	1:A:203:MET:HB3	1.65	0.45
2:B:359:MET:HG2	2:B:898:LEU:CD2	2.47	0.45
2:B:380:ASN:HA	2:B:441:PHE:HZ	1.82	0.45
2:B:620:LEU:HD22	2:B:634:MET:CE	2.46	0.45
2:B:628:SER:N	2:B:629:PRO:HD3	2.32	0.45
2:B:633:ARG:HD2	2:B:738:TYR:CZ	2.52	0.45
2:B:720:HIS:HB3	2:B:723:HIS:HB2	1.99	0.45
2:B:766:PHE:CD1	2:B:766:PHE:C	2.94	0.45
2:B:901:LEU:HD11	2:B:1070:ILE:HD11	1.99	0.45
1:A:203:MET:HE2	2:B:571:SER:OG	2.17	0.45
1:A:520:GLU:HG2	1:A:580:PHE:HE2	1.81	0.45
2:B:365:LEU:HD12	2:B:365:LEU:N	2.31	0.45
2:B:399:LEU:HD11	2:B:831:LEU:HA	1.98	0.45
2:B:799:GLN:O	2:B:800:LEU:HD23	2.16	0.45
1:A:645:ASP:O	1:A:664:ILE:HD11	2.17	0.45
2:B:624:PHE:CD1	2:B:624:PHE:C	2.95	0.45
3:C:7:ILE:HA	3:C:70:CYS:O	2.16	0.45
1:A:111:LEU:CB	1:A:113:GLN:OE1	2.59	0.44
1:A:350:CYS:HB3	1:A:376:SER:N	2.32	0.44
1:A:355:THR:O	1:A:355:THR:HG22	2.17	0.44
1:A:612:LEU:O	1:A:613:THR:C	2.60	0.44
2:B:390:LEU:O	2:B:393:ILE:HD13	2.18	0.44
1:A:637:LEU:HA	1:A:637:LEU:HD12	1.74	0.44
1:A:708:THR:OG1	1:A:709:GLU:N	2.50	0.44
2:B:860:LEU:HD11	2:B:912:PHE:HA	2.00	0.44
3:C:61:PHE:CE2	3:C:153:ILE:HD12	2.52	0.44
1:A:52:PRO:CD	1:A:114:PHE:HE1	2.29	0.44
2:B:447:GLN:O	2:B:447:GLN:HG2	2.18	0.44

Continued on next page...

Continued from previous page...

Atom-1	Atom-2	Interatomic distance (Å)	Clash overlap (Å)
2:B:539:ASN:ND2	2:B:813:LYS:HA	2.31	0.44
2:B:1021:MET:CE	2:B:1024:LEU:HA	2.48	0.44
2:B:575:ASP:OD2	2:B:575:ASP:C	2.61	0.44
1:A:623:LEU:CG	1:A:648:LEU:HD13	2.46	0.44
2:B:405:LEU:HD21	2:B:874:SER:HB3	2.00	0.44
2:B:573:ILE:HG23	2:B:618:PRO:HG2	2.00	0.44
2:B:626:LEU:HD12	2:B:626:LEU:C	2.42	0.44
2:B:890:LEU:HD22	2:B:1084:LEU:HD22	2.00	0.44
2:B:1073:ARG:HB3	2:B:1079:SER:HB3	2.00	0.44
1:A:15:ASP:O	1:A:16:GLY:C	2.61	0.44
1:A:296:GLN:O	1:A:297:GLY:O	2.35	0.44
2:B:382:ASN:OD1	2:B:384:GLU:HG3	2.17	0.44
1:A:306:LEU:HA	1:A:306:LEU:HD23	1.60	0.44
2:B:434:CYS:C	2:B:435:ARG:HG3	2.42	0.44
2:B:742:LYS:O	2:B:781:PRO:HD3	2.18	0.44
1:A:3:THR:O	1:A:4:TYR:C	2.61	0.44
1:A:49:PRO:O	1:A:50:ASP:CB	2.65	0.44
1:A:101:ILE:CD1	1:A:107:PRO:HD3	2.38	0.44
1:A:532:TYR:CD1	1:A:532:TYR:C	2.96	0.44
2:B:700:ALA:HB2	2:B:924:ILE:HG13	1.98	0.44
1:A:111:LEU:HD23	1:A:111:LEU:N	2.33	0.44
1:A:313:TRP:CA	1:A:316:ILE:HG22	2.47	0.44
2:B:841:GLN:HG2	2:B:939:MET:SD	2.57	0.44
1:A:116:SER:HG	1:A:497:THR:HG23	1.82	0.43
1:A:144:LEU:HD23	1:A:144:LEU:O	2.17	0.43
2:B:807:LEU:O	2:B:818:ILE:HA	2.18	0.43
3:C:150:VAL:HG12	3:C:151:ALA:N	2.33	0.43
1:A:135:VAL:O	1:A:169:PHE:CD1	2.71	0.43
1:A:408:ILE:CD1	1:A:459:ILE:HG21	2.48	0.43
1:A:537:GLU:OE2	1:A:537:GLU:HA	2.18	0.43
2:B:609:THR:HG21	2:B:611:GLU:HB2	1.99	0.43
2:B:1000:CYS:SG	2:B:1004:PHE:HD2	2.41	0.43
3:C:73:VAL:CB	3:C:88:LEU:HD21	2.48	0.43
1:A:51:LEU:HD22	1:A:52:PRO:HD2	2.01	0.43
2:B:405:LEU:CD2	2:B:874:SER:HB3	2.48	0.43
3:C:63:TYR:CD1	3:C:63:TYR:C	2.96	0.43
3:C:127:ILE:HG22	3:C:127:ILE:O	2.18	0.43
1:A:696:LEU:HD12	1:A:696:LEU:HA	1.68	0.43
2:B:750:ARG:HH12	2:B:771:THR:HG22	1.83	0.43
1:A:73:LEU:HD21	1:A:500:ALA:HB2	2.01	0.43
1:A:129:LEU:N	1:A:129:LEU:HD22	2.33	0.43

Continued on next page...

Continued from previous page...

Atom-1	Atom-2	Interatomic distance (Å)	Clash overlap (Å)
1:A:283:GLY:HA2	1:A:402:PHE:HB3	2.00	0.43
1:A:388:ARG:HH11	1:A:388:ARG:HG2	1.82	0.43
1:A:415:LYS:HE2	1:A:431:PRO:O	2.17	0.43
2:B:409:LEU:C	2:B:410:LEU:HD12	2.43	0.43
2:B:646:VAL:HG11	2:B:672:PHE:CE1	2.54	0.43
2:B:1066:LEU:CD1	2:B:1066:LEU:H	2.27	0.43
1:A:17:VAL:HA	1:A:41:LEU:O	2.18	0.43
1:A:269:SER:HB3	1:A:334:LEU:HD11	1.99	0.43
1:A:627:SER:HB3	1:A:646:ARG:HG3	2.01	0.43
2:B:429:VAL:HG21	2:B:465:PHE:HE1	1.77	0.43
2:B:555:PHE:C	2:B:556:TYR:CD1	2.96	0.43
3:C:73:VAL:HB	3:C:88:LEU:HD21	1.99	0.43
1:A:659:TYR:CD1	1:A:659:TYR:C	2.97	0.43
2:B:402:LYS:HB3	2:B:402:LYS:HE2	1.82	0.43
2:B:750:ARG:HH22	2:B:771:THR:HG22	1.83	0.43
2:B:1003:ASN:OD1	2:B:1007:GLN:HG3	2.18	0.43
3:C:39:GLN:CB	3:C:157:LEU:HD22	2.47	0.43
1:A:35:VAL:HG23	1:A:556:LYS:HD3	1.99	0.43
1:A:361:LYS:O	1:A:362:CYS:C	2.62	0.43
1:A:408:ILE:HD13	1:A:459:ILE:HG21	2.01	0.43
2:B:771:THR:HG22	2:B:771:THR:O	2.19	0.43
1:A:45:LEU:HD11	1:A:451:LEU:HD13	2.00	0.43
1:A:398:PHE:HB3	1:A:400:MET:HG2	2.01	0.43
1:A:584:LEU:O	1:A:590:LEU:HD12	2.19	0.43
2:B:502:GLN:HB3	2:B:746:GLU:OE1	2.19	0.43
3:C:33:TYR:CZ	3:C:59:MET:HG3	2.53	0.43
1:A:78:TYR:CD2	1:A:103:GLU:N	2.87	0.43
2:B:741:ARG:HD2	2:B:781:PRO:HD2	2.01	0.43
2:B:807:LEU:CD1	2:B:809:TYR:HB3	2.48	0.43
2:B:944:PRO:HB3	2:B:988:ALA:HA	2.01	0.43
2:B:974:SER:N	2:B:1069:MET:HE3	2.33	0.43
2:B:1057:ASP:C	2:B:1059:SER:N	2.76	0.43
1:A:183:ILE:O	1:A:183:ILE:CG2	2.67	0.42
1:A:624:TYR:O	1:A:648:LEU:CD2	2.66	0.42
2:B:992:LEU:O	2:B:1052:LEU:HA	2.19	0.42
1:A:93:GLN:HG2	1:A:94:PHE:N	2.34	0.42
1:A:294:ALA:O	1:A:301:VAL:HG22	2.19	0.42
2:B:984:PHE:O	2:B:994:LEU:HD12	2.19	0.42
1:A:63:ARG:HH21	1:A:90:GLN:HB2	1.84	0.42
1:A:166:LEU:HD23	1:A:243:LEU:HD13	2.01	0.42
1:A:301:VAL:HG11	1:A:356:GLY:HA3	2.00	0.42

Continued on next page...

Continued from previous page...

Atom-1	Atom-2	Interatomic distance (Å)	Clash overlap (Å)
1:A:328:THR:O	1:A:332:GLU:HB2	2.18	0.42
1:A:379:THR:O	1:A:383:LYS:HG3	2.19	0.42
1:A:620:GLN:O	1:A:621:PRO:C	2.62	0.42
2:B:552:THR:HG22	2:B:571:SER:HA	2.01	0.42
2:B:808:LEU:HD11	2:B:816:ARG:NE	2.33	0.42
2:B:1020:PRO:CA	2:B:1055:ILE:CD1	2.96	0.42
2:B:1021:MET:CE	2:B:1023:ASP:O	2.67	0.42
2:B:1080:TYR:CZ	2:B:1084:LEU:HD11	2.55	0.42
1:A:382:PHE:O	1:A:383:LYS:C	2.62	0.42
2:B:423:VAL:CG2	2:B:482:GLU:OE2	2.66	0.42
2:B:795:LEU:O	2:B:796:THR:C	2.63	0.42
3:C:53:THR:HG23	3:C:62:HIS:CE1	2.54	0.42
3:C:79:PHE:CG	3:C:80:PRO:HD2	2.55	0.42
3:C:80:PRO:HG2	3:C:83:LEU:HD11	2.00	0.42
1:A:363:CYS:CB	1:A:364:PRO:CD	2.97	0.42
1:A:521:ALA:HA	1:A:612:LEU:HD12	2.02	0.42
2:B:878:TYR:CZ	2:B:893:PRO:HD3	2.55	0.42
2:B:974:SER:N	2:B:1069:MET:CE	2.82	0.42
1:A:205:GLY:C	6:A:902:HOH:O	2.63	0.42
1:A:285:ARG:HG2	1:A:287:MET:CG	2.50	0.42
2:B:566:GLN:O	2:B:566:GLN:CG	2.67	0.42
2:B:726:VAL:HG23	2:B:727:GLN:H	1.84	0.42
2:B:983:ALA:HB2	2:B:1004:PHE:CE2	2.55	0.42
1:A:285:ARG:NE	1:A:346:ASP:OD2	2.42	0.42
2:B:359:MET:O	2:B:897:ARG:NH1	2.52	0.42
2:B:383:PRO:O	2:B:387:ARG:HD2	2.19	0.42
2:B:507:LEU:HD12	2:B:507:LEU:HA	1.73	0.42
2:B:641:LEU:HA	2:B:642:PRO:HD3	1.88	0.42
1:A:12:GLU:O	1:A:16:GLY:HA2	2.20	0.42
1:A:177:GLU:OE1	1:A:185:LYS:CE	2.64	0.42
1:A:368:GLY:C	1:A:609:ARG:HH22	2.27	0.42
1:A:647:ILE:HD11	1:A:664:ILE:HG21	2.02	0.42
2:B:431:CYS:HB2	2:B:450:TRP:HH2	1.77	0.42
2:B:593:GLU:H	2:B:593:GLU:HG2	1.59	0.42
2:B:655:PRO:CD	2:B:920:LEU:CD1	2.97	0.42
3:C:82:LYS:H	3:C:82:LYS:HG2	1.56	0.42
3:C:99:HIS:O	3:C:100:GLY:C	2.61	0.42
1:A:141:ASP:OD1	1:A:249:ARG:HD3	2.20	0.42
1:A:406:LEU:O	1:A:445:GLN:HA	2.20	0.42
2:B:446:ASP:C	2:B:448:ARG:H	2.28	0.42
2:B:465:PHE:HA	2:B:480:ARG:NE	2.14	0.42

Continued on next page...

Continued from previous page...

Atom-1	Atom-2	Interatomic distance (Å)	Clash overlap (Å)
2:B:737:ARG:CZ	2:B:1047:PRO:HB2	2.50	0.42
3:C:60:THR:HG22	3:C:62:HIS:NE2	2.34	0.42
1:A:18:ARG:CZ	1:A:612:LEU:HD22	2.49	0.42
1:A:204:LEU:HD13	1:A:229:PHE:CE2	2.55	0.42
1:A:236:ILE:HD12	1:A:236:ILE:HA	1.88	0.42
1:A:266:VAL:O	1:A:267:ALA:C	2.62	0.42
2:B:359:MET:HE1	2:B:1080:TYR:CE2	2.55	0.42
2:B:875:LEU:HD22	2:B:892:VAL:CG1	2.43	0.42
2:B:954:ASP:C	2:B:955:GLU:OE2	2.63	0.42
3:C:81:LYS:O	3:C:81:LYS:HG2	2.19	0.42
3:C:113:ILE:O	3:C:116:ASP:HB2	2.20	0.42
1:A:95:PRO:O	1:A:96:PRO:C	2.63	0.41
1:A:293:PRO:HB2	1:A:301:VAL:CG2	2.50	0.41
1:A:685:LEU:HD23	1:A:685:LEU:HA	1.63	0.41
2:B:427:THR:HG21	2:B:464:GLU:HG3	2.01	0.41
1:A:141:ASP:OD1	1:A:249:ARG:NH1	2.53	0.41
1:A:394:MET:HE3	1:A:394:MET:HB2	1.93	0.41
2:B:731:LEU:HA	2:B:731:LEU:HD12	1.85	0.41
1:A:358:LEU:HD12	1:A:358:LEU:O	2.19	0.41
1:A:461:PHE:CE1	1:A:479:ILE:HD13	2.55	0.41
1:A:571:SER:C	1:A:573:THR:N	2.77	0.41
1:A:201:GLN:O	1:A:201:GLN:HG2	2.20	0.41
1:A:331:PHE:CZ	1:A:360:MET:HG2	2.55	0.41
1:A:368:GLY:HA3	1:A:450:GLY:CA	2.51	0.41
1:A:654:PHE:CD1	1:A:654:PHE:N	2.88	0.41
2:B:899:PHE:HB3	2:B:900:PRO:CD	2.43	0.41
2:B:1060:PRO:C	2:B:1062:LYS:N	2.78	0.41
1:A:421:GLY:HA3	1:A:457:LEU:CD1	2.50	0.41
1:A:623:LEU:HD21	1:A:648:LEU:HD13	2.00	0.41
2:B:428:ILE:HG12	2:B:496:TYR:HE2	1.86	0.41
2:B:642:PRO:O	2:B:648:ALA:HA	2.20	0.41
3:C:103:VAL:N	3:C:104:PRO:HD2	2.35	0.41
1:A:28:ARG:HA	1:A:31:ALA:HB2	2.03	0.41
1:A:190:ARG:HH21	2:B:577:PHE:CB	2.34	0.41
1:A:316:ILE:HD13	1:A:316:ILE:C	2.45	0.41
1:A:723:ASN:HD21	1:A:749:LEU:HB3	1.86	0.41
1:A:750:GLN:H	1:A:750:GLN:CD	2.28	0.41
2:B:368:PRO:HD2	2:B:839:ASP:OD2	2.21	0.41
3:C:120:GLN:O	3:C:124:LYS:HG3	2.20	0.41
1:A:706:ILE:HG22	1:A:708:THR:HG22	2.03	0.41
2:B:692:LEU:HD23	2:B:719:TYR:CG	2.56	0.41

Continued on next page...

Continued from previous page...

Atom-1	Atom-2	Interatomic distance (Å)	Clash overlap (Å)
2:B:735:LEU:O	2:B:736:GLN:C	2.63	0.41
2:B:983:ALA:CB	2:B:1004:PHE:CE2	3.04	0.41
1:A:34:MET:CA	1:A:34:MET:CE	2.90	0.41
1:A:310:ILE:HG22	1:A:311:ARG:HD3	2.02	0.41
1:A:426:LEU:O	1:A:427:ASN:C	2.64	0.41
1:A:517:PHE:HB3	1:A:573:THR:CG2	2.50	0.41
2:B:684:GLN:HA	2:B:684:GLN:OE1	2.21	0.41
2:B:770:SER:O	2:B:771:THR:CB	2.69	0.41
3:C:154:GLU:OE1	3:C:154:GLU:CA	2.68	0.41
3:C:155:GLU:O	3:C:156:VAL:C	2.64	0.41
1:A:51:LEU:HD23	1:A:51:LEU:HA	1.93	0.41
1:A:293:PRO:HB2	1:A:301:VAL:HG23	2.02	0.41
2:B:480:ARG:O	2:B:483:VAL:HG22	2.20	0.41
2:B:599:LEU:HA	2:B:599:LEU:HD23	1.70	0.41
2:B:627:MET:HE3	2:B:627:MET:HB3	1.65	0.41
2:B:695:GLN:O	2:B:696:TYR:C	2.64	0.41
2:B:1021:MET:HE2	2:B:1023:ASP:O	2.21	0.41
1:A:10:GLN:HE21	1:A:10:GLN:HB3	1.63	0.40
1:A:59:VAL:O	1:A:60:LEU:HD23	2.20	0.40
1:A:88:CYS:O	1:A:89:TYR:HB2	2.20	0.40
1:A:285:ARG:HG2	1:A:287:MET:HG3	2.03	0.40
1:A:290:ILE:O	1:A:377:PHE:HZ	2.04	0.40
1:A:547:ASP:O	1:A:548:ARG:C	2.64	0.40
1:A:563:ASP:O	1:A:565:PRO:HD3	2.21	0.40
1:A:574:PHE:CD2	1:A:574:PHE:N	2.90	0.40
1:A:623:LEU:HD22	1:A:637:LEU:HD12	2.03	0.40
2:B:620:LEU:CD2	2:B:634:MET:CE	2.99	0.40
2:B:717:PRO:HG2	2:B:727:GLN:HE21	1.86	0.40
2:B:890:LEU:HD13	2:B:1088:GLN:CB	2.46	0.40
2:B:957:ALA:C	2:B:959:ASN:N	2.78	0.40
1:A:52:PRO:HD2	1:A:114:PHE:HE1	1.85	0.40
1:A:363:CYS:HB2	1:A:364:PRO:CD	2.50	0.40
1:A:454:THR:O	1:A:455:THR:C	2.64	0.40
1:A:704:ARG:NH1	1:A:704:ARG:CB	2.83	0.40
1:A:747:VAL:HG23	1:A:748:SER:H	1.86	0.40
2:B:1074:THR:C	2:B:1076:SER:H	2.29	0.40
1:A:248:GLN:HE21	2:B:562:LEU:HD11	1.82	0.40
1:A:248:GLN:HE22	2:B:562:LEU:HD11	1.86	0.40
1:A:288:MET:SD	1:A:290:ILE:HD11	2.61	0.40
1:A:662:GLU:HG3	1:A:710:HIS:ND1	2.36	0.40
2:B:761:THR:HG22	2:B:763:HIS:NE2	2.36	0.40

Continued on next page...

Continued from previous page...

Atom-1	Atom-2	Interatomic distance (Å)	Clash overlap (Å)
3:C:36:GLN:O	3:C:39:GLN:HB2	2.21	0.40
1:A:687:ALA:N	1:A:688:PRO:HD2	2.36	0.40
2:B:552:THR:HA	2:B:573:ILE:HD11	2.03	0.40
2:B:846:LEU:HD12	2:B:846:LEU:HA	1.90	0.40
2:B:850:MET:HG3	2:B:850:MET:H	1.74	0.40
2:B:1020:PRO:C	2:B:1055:ILE:HG12	2.46	0.40
3:C:50:THR:O	3:C:51:ARG:HG2	2.21	0.40
1:A:39:ALA:HB1	1:A:525:LEU:HD22	2.04	0.40
1:A:255:PRO:O	1:A:256:GLN:C	2.65	0.40
1:A:459:ILE:HD13	1:A:459:ILE:N	2.35	0.40
2:B:521:TYR:CG	2:B:522:LEU:N	2.88	0.40
2:B:627:MET:HE1	2:B:685:VAL:HG13	2.04	0.40

There are no symmetry-related clashes.

5.3 Torsion angles [i](#)

5.3.1 Protein backbone [i](#)

In the following table, the Percentiles column shows the percent Ramachandran outliers of the chain as a percentile score with respect to all X-ray entries followed by that with respect to entries of similar resolution.

The Analysed column shows the number of residues for which the backbone conformation was analysed, and the total number of residues.

Mol	Chain	Analysed	Favoured	Allowed	Outliers	Percentiles	
1	A	681/765 (89%)	589 (86%)	83 (12%)	9 (1%)	9	26
2	B	721/748 (96%)	636 (88%)	78 (11%)	7 (1%)	12	32
3	C	123/157 (78%)	104 (85%)	18 (15%)	1 (1%)	16	37
All	All	1525/1670 (91%)	1329 (87%)	179 (12%)	17 (1%)	11	29

All (17) Ramachandran outliers are listed below:

Mol	Chain	Res	Type
2	B	1056	ARG
1	A	297	GLY
2	B	464	GLU
1	A	31	ALA
1	A	104	LEU

Continued on next page...

Continued from previous page...

Mol	Chain	Res	Type
1	A	319	ASP
1	A	511	GLN
3	C	11	ALA
1	A	560	TYR
2	B	661	ALA
1	A	427	ASN
1	A	701	PRO
2	B	426	SER
2	B	1047	PRO
1	A	236	ILE
2	B	581	PRO
2	B	1060	PRO

5.3.2 Protein sidechains ⓘ

In the following table, the Percentiles column shows the percent sidechain outliers of the chain as a percentile score with respect to all X-ray entries followed by that with respect to entries of similar resolution.

The Analysed column shows the number of residues for which the sidechain conformation was analysed, and the total number of residues.

Mol	Chain	Analysed	Rotameric	Outliers	Percentiles	
1	A	600/666 (90%)	567 (94%)	33 (6%)	19	43
2	B	652/679 (96%)	621 (95%)	31 (5%)	23	48
3	C	111/138 (80%)	102 (92%)	9 (8%)	11	28
All	All	1363/1483 (92%)	1290 (95%)	73 (5%)	20	44

All (73) residues with a non-rotameric sidechain are listed below:

Mol	Chain	Res	Type
1	A	11	ASN
1	A	27	SER
1	A	43	THR
1	A	69	VAL
1	A	85	CYS
1	A	122	LEU
1	A	150	SER
1	A	168	THR
1	A	181	GLU
1	A	190	ARG

Continued on next page...

Continued from previous page...

Mol	Chain	Res	Type
1	A	192	THR
1	A	240	LEU
1	A	243	LEU
1	A	261	LEU
1	A	305	GLU
1	A	316	ILE
1	A	376	SER
1	A	388	ARG
1	A	498	THR
1	A	512	ASN
1	A	528	ARG
1	A	537	GLU
1	A	570	PHE
1	A	574	PHE
1	A	629	SER
1	A	638	ASP
1	A	639	SER
1	A	648	LEU
1	A	649	LEU
1	A	664	ILE
1	A	704	ARG
1	A	709	GLU
1	A	747	VAL
2	B	381	CYS
2	B	391	THR
2	B	410	LEU
2	B	420	LEU
2	B	428	ILE
2	B	431	CYS
2	B	435	ARG
2	B	455	CYS
2	B	502	GLN
2	B	505	VAL
2	B	550	ASP
2	B	628	SER
2	B	641	LEU
2	B	712	SER
2	B	713	VAL
2	B	726	VAL
2	B	729	GLN
2	B	758	SER
2	B	775	SER

Continued on next page...

Continued from previous page...

Mol	Chain	Res	Type
2	B	787	VAL
2	B	823	LEU
2	B	909	GLN
2	B	940	LEU
2	B	979	SER
2	B	1022	THR
2	B	1029	THR
2	B	1043	ARG
2	B	1046	ARG
2	B	1051	ILE
2	B	1076	SER
2	B	1092	ASN
3	C	4	LEU
3	C	12	ASP
3	C	50	THR
3	C	92	HIS
3	C	101	LYS
3	C	113	ILE
3	C	125	LEU
3	C	127	ILE
3	C	129	SER

Sometimes sidechains can be flipped to improve hydrogen bonding and reduce clashes. All (19) such sidechains are listed below:

Mol	Chain	Res	Type
1	A	10	GLN
1	A	152	GLN
1	A	201	GLN
1	A	227	ASN
1	A	248	GLN
1	A	579	GLN
2	B	478	HIS
2	B	485	ASN
2	B	559	GLN
2	B	604	GLN
2	B	656	ASN
2	B	657	HIS
2	B	732	GLN
2	B	780	ASN
2	B	788	GLN
2	B	1019	GLN
2	B	1067	GLN

Continued on next page...

Continued from previous page...

Mol	Chain	Res	Type
2	B	1089	GLN
3	C	36	GLN

5.3.3 RNA ⓘ

There are no RNA molecules in this entry.

5.4 Non-standard residues in protein, DNA, RNA chains ⓘ

There are no non-standard protein/DNA/RNA residues in this entry.

5.5 Carbohydrates ⓘ

There are no oligosaccharides in this entry.

5.6 Ligand geometry ⓘ

Of 3 ligands modelled in this entry, 2 are monoatomic - leaving 1 for Mogul analysis.

In the following table, the Counts columns list the number of bonds (or angles) for which Mogul statistics could be retrieved, the number of bonds (or angles) that are observed in the model and the number of bonds (or angles) that are defined in the Chemical Component Dictionary. The Link column lists molecule types, if any, to which the group is linked. The Z score for a bond length (or angle) is the number of standard deviations the observed value is removed from the expected value. A bond length (or angle) with $|Z| > 2$ is considered an outlier worth inspection. RMSZ is the root-mean-square of all Z scores of the bond lengths (or angles).

Mol	Type	Chain	Res	Link	Bond lengths			Bond angles		
					Counts	RMSZ	# $ Z > 2$	Counts	RMSZ	# $ Z > 2$
5	A1EQC	B	1101	-	22,24,24	1.48	4 (18%)	28,35,35	3.03	12 (42%)

In the following table, the Chirals column lists the number of chiral outliers, the number of chiral centers analysed, the number of these observed in the model and the number defined in the Chemical Component Dictionary. Similar counts are reported in the Torsion and Rings columns. '-' means no outliers of that kind were identified.

Mol	Type	Chain	Res	Link	Chirals	Torsions	Rings
5	A1EQC	B	1101	-	-	13/20/41/41	0/3/3/3

All (4) bond length outliers are listed below:

Mol	Chain	Res	Type	Atoms	Z	Observed(Å)	Ideal(Å)
5	B	1101	A1EQC	C16-C15	3.91	1.56	1.51
5	B	1101	A1EQC	C08-C09	2.79	1.57	1.53
5	B	1101	A1EQC	C15-C07	2.41	1.55	1.50
5	B	1101	A1EQC	C08-C07	2.01	1.56	1.52

All (12) bond angle outliers are listed below:

Mol	Chain	Res	Type	Atoms	Z	Observed(°)	Ideal(°)
5	B	1101	A1EQC	C03-C15-C16	9.20	138.64	121.65
5	B	1101	A1EQC	C08-C07-C15	-6.19	108.97	122.20
5	B	1101	A1EQC	C02-C03-C04	4.63	123.17	115.36
5	B	1101	A1EQC	C15-C03-C04	-3.69	106.64	117.33
5	B	1101	A1EQC	C08-C09-C14	-3.62	103.28	111.71
5	B	1101	A1EQC	C15-C03-C02	3.44	127.29	117.33
5	B	1101	A1EQC	C12-C13-C14	-3.39	104.44	111.42
5	B	1101	A1EQC	C09-C08-C07	-3.39	111.71	116.41
5	B	1101	A1EQC	C07-C03-C04	-3.38	106.35	118.58
5	B	1101	A1EQC	C14-C09-C10	2.92	116.43	109.29
5	B	1101	A1EQC	C16-C15-C07	2.84	127.32	123.07
5	B	1101	A1EQC	C12-C11-C10	2.44	116.44	111.42

There are no chirality outliers.

All (13) torsion outliers are listed below:

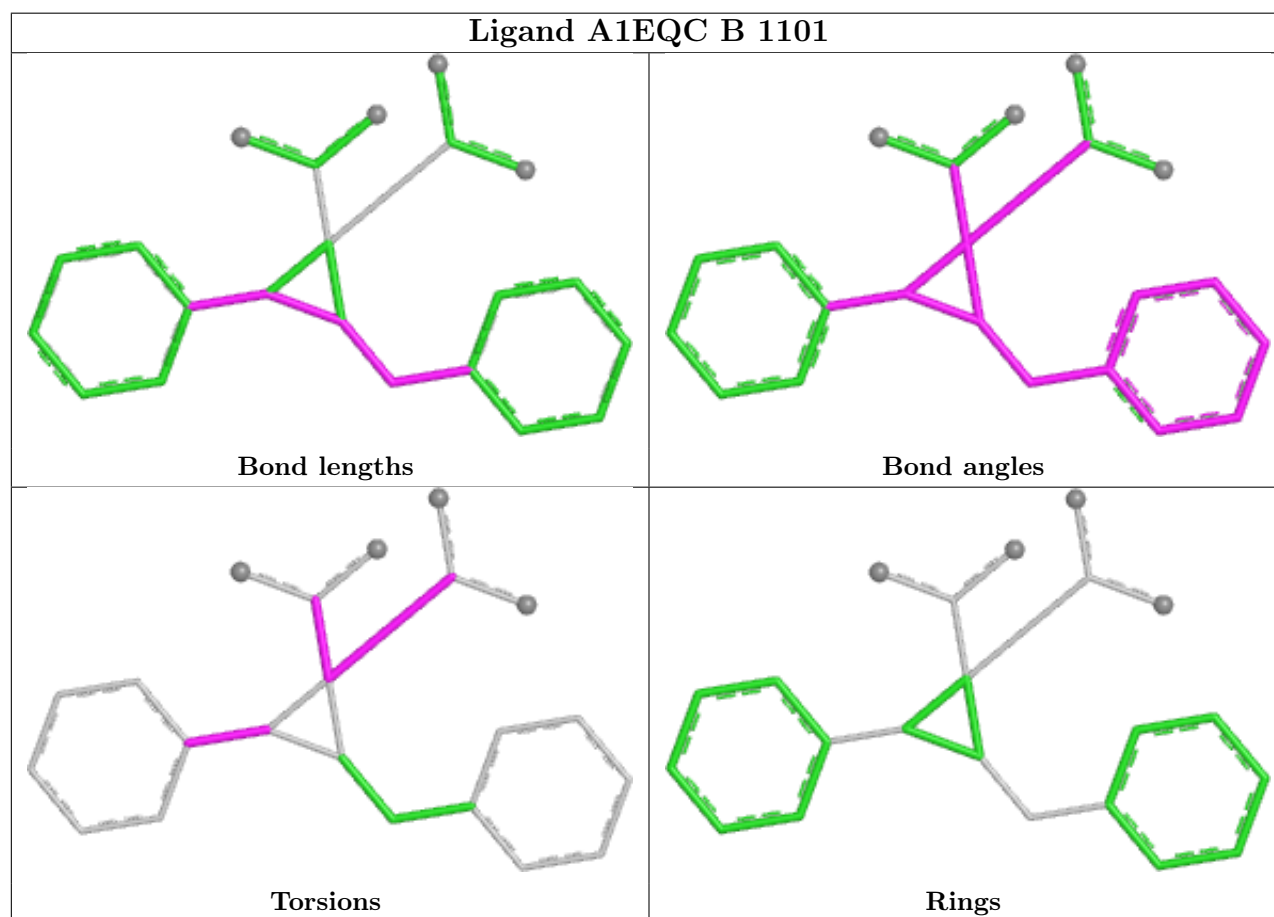
Mol	Chain	Res	Type	Atoms
5	B	1101	A1EQC	C03-C15-C16-C17
5	B	1101	A1EQC	C03-C15-C16-C21
5	B	1101	A1EQC	O01-C02-C03-C15
5	B	1101	A1EQC	O22-C02-C03-C15
5	B	1101	A1EQC	C02-C03-C04-O05
5	B	1101	A1EQC	C02-C03-C04-O06
5	B	1101	A1EQC	C07-C15-C16-C17
5	B	1101	A1EQC	C07-C15-C16-C21
5	B	1101	A1EQC	O01-C02-C03-C04
5	B	1101	A1EQC	O01-C02-C03-C07
5	B	1101	A1EQC	O22-C02-C03-C07
5	B	1101	A1EQC	O22-C02-C03-C04
5	B	1101	A1EQC	C15-C03-C04-O06

There are no ring outliers.

1 monomer is involved in 1 short contact:

Mol	Chain	Res	Type	Clashes	Symm-Clashes
5	B	1101	A1EQC	1	0

The following is a two-dimensional graphical depiction of Mogul quality analysis of bond lengths, bond angles, torsion angles, and ring geometry for all instances of the Ligand of Interest. In addition, ligands with molecular weight > 250 and outliers as shown on the validation Tables will also be included. For torsion angles, if less than 5% of the Mogul distribution of torsion angles is within 10 degrees of the torsion angle in question, then that torsion angle is considered an outlier. Any bond that is central to one or more torsion angles identified as an outlier by Mogul will be highlighted in the graph. For rings, the root-mean-square deviation (RMSD) between the ring in question and similar rings identified by Mogul is calculated over all ring torsion angles. If the average RMSD is greater than 60 degrees and the minimal RMSD between the ring in question and any Mogul-identified rings is also greater than 60 degrees, then that ring is considered an outlier. The outliers are highlighted in purple. The color gray indicates Mogul did not find sufficient equivalents in the CSD to analyse the geometry.



5.7 Other polymers [i](#)

There are no such residues in this entry.

5.8 Polymer linkage issues ⓘ

There are no chain breaks in this entry.

6 Fit of model and data [i](#)

6.1 Protein, DNA and RNA chains [i](#)

In the following table, the column labelled ‘#RSRZ> 2’ contains the number (and percentage) of RSRZ outliers, followed by percent RSRZ outliers for the chain as percentile scores relative to all X-ray entries and entries of similar resolution. The OWAB column contains the minimum, median, 95th percentile and maximum values of the occupancy-weighted average B-factor per residue. The column labelled ‘Q< 0.9’ lists the number of (and percentage) of residues with an average occupancy less than 0.9.

Mol	Chain	Analysed	<RSRZ>	#RSRZ>2	OWAB(Å ²)	Q<0.9
1	A	693/765 (90%)	-0.13	2 (0%) 90 88	65, 92, 124, 153	0
2	B	729/748 (97%)	-0.27	2 (0%) 90 88	56, 80, 115, 146	0
3	C	129/157 (82%)	-0.03	1 (0%) 82 78	69, 100, 132, 142	0
All	All	1551/1670 (92%)	-0.19	5 (0%) 90 88	56, 87, 122, 153	0

All (5) RSRZ outliers are listed below:

Mol	Chain	Res	Type	RSRZ
1	A	665	ALA	3.4
2	B	1055	ILE	2.6
1	A	700	PHE	2.4
3	C	127	ILE	2.3
2	B	888	PRO	2.1

6.2 Non-standard residues in protein, DNA, RNA chains [i](#)

There are no non-standard protein/DNA/RNA residues in this entry.

6.3 Carbohydrates [i](#)

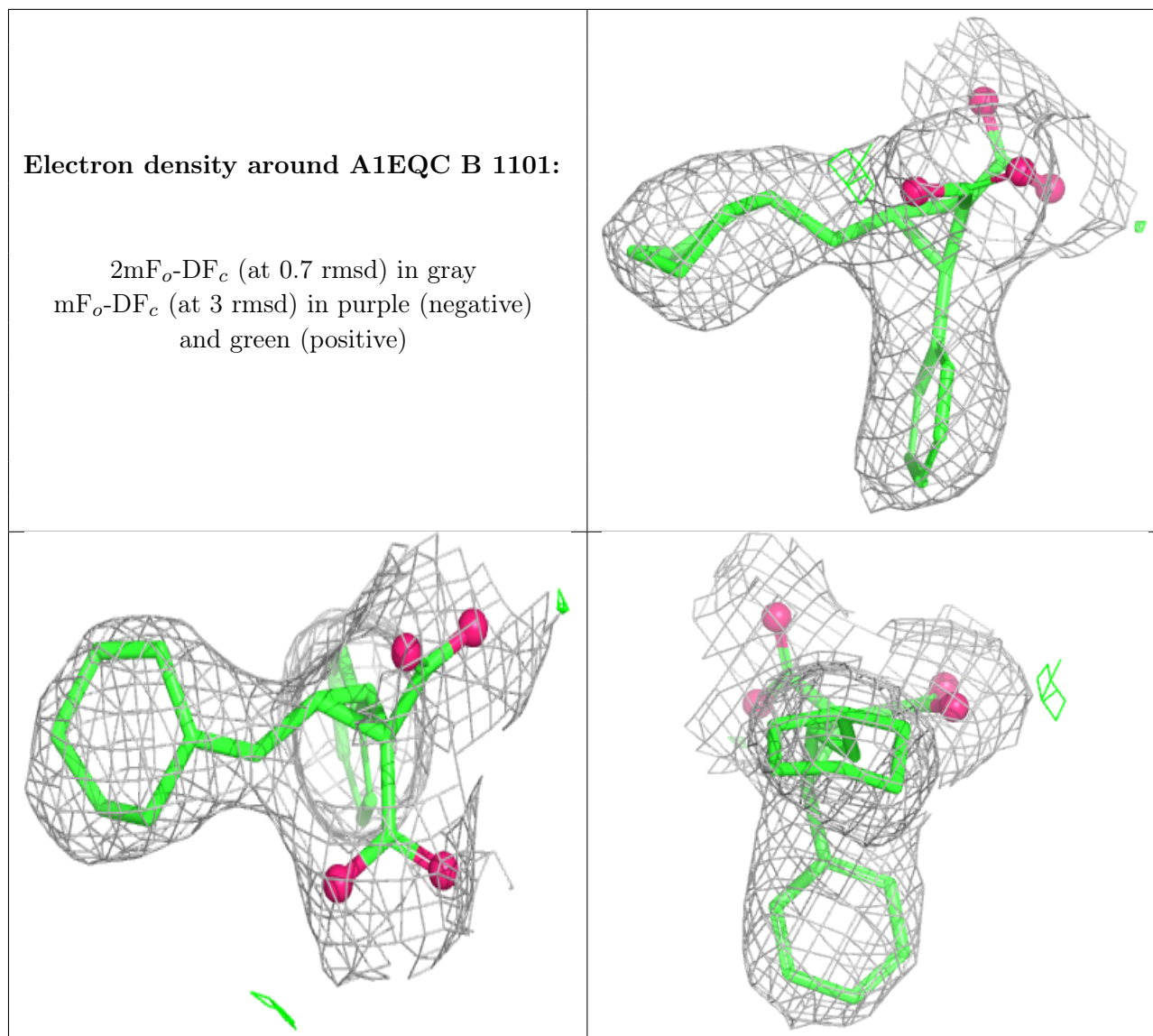
There are no oligosaccharides in this entry.

6.4 Ligands [i](#)

In the following table, the Atoms column lists the number of modelled atoms in the group and the number defined in the chemical component dictionary. The B-factors column lists the minimum, median, 95th percentile and maximum values of B factors of atoms in the group. The column labelled ‘Q< 0.9’ lists the number of atoms with occupancy less than 0.9.

Mol	Type	Chain	Res	Atoms	RSCC	RSR	B-factors(\AA^2)	Q<0.9
5	A1EQC	B	1101	22/22	0.95	0.10	71,87,94,99	0
4	ZN	A	800	1/1	0.99	0.06	133,133,133,133	0
4	ZN	B	1102	1/1	1.00	0.04	96,96,96,96	0

The following is a graphical depiction of the model fit to experimental electron density of all instances of the Ligand of Interest. In addition, ligands with molecular weight > 250 and outliers as shown on the geometry validation Tables will also be included. Each fit is shown from different orientation to approximate a three-dimensional view.



6.5 Other polymers ⓘ

There are no such residues in this entry.